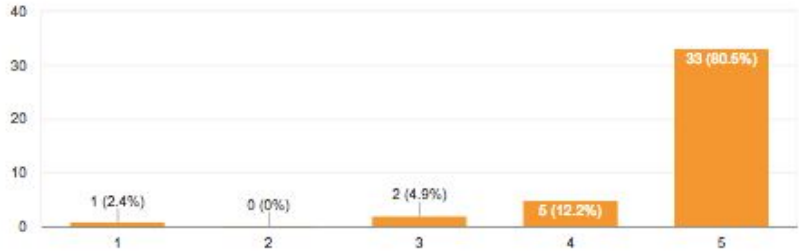
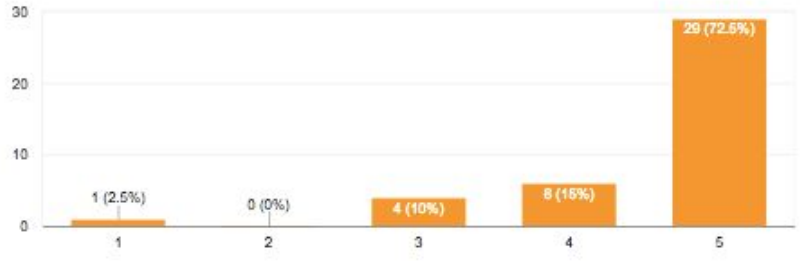
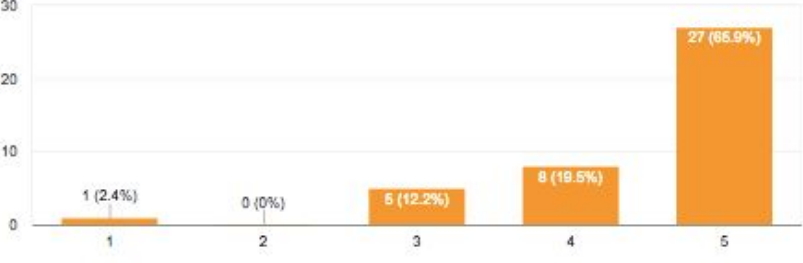
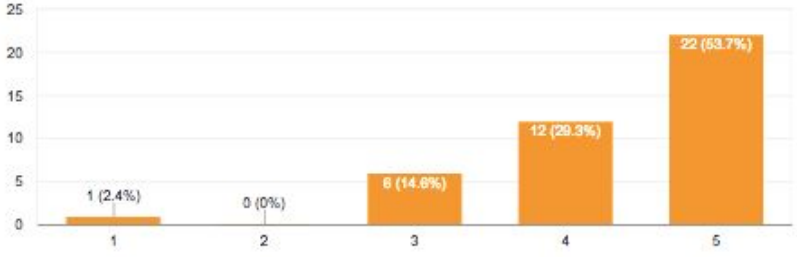
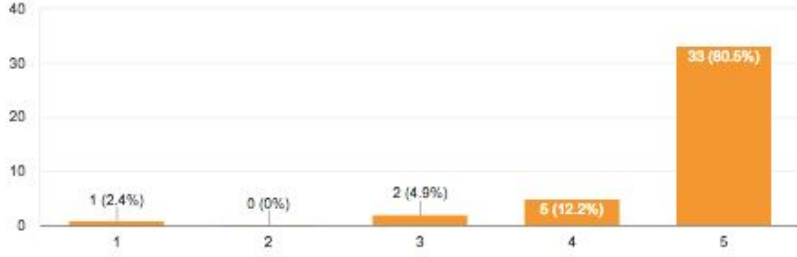
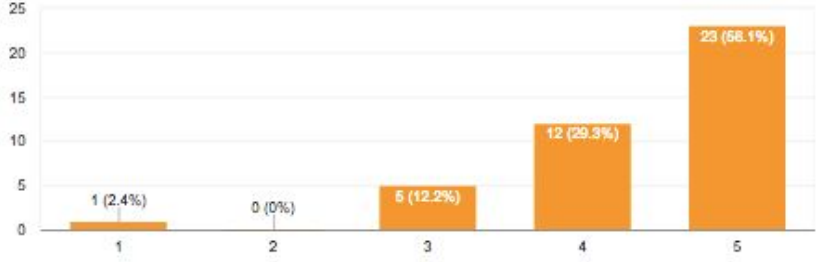
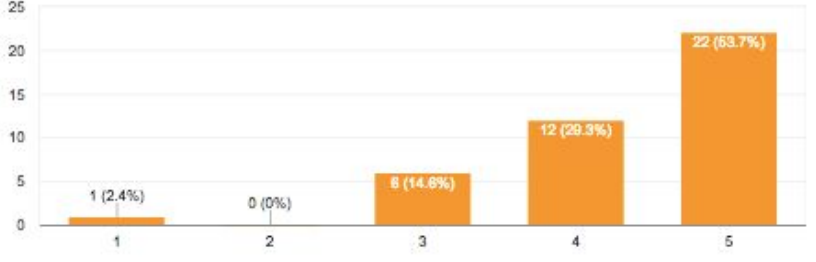


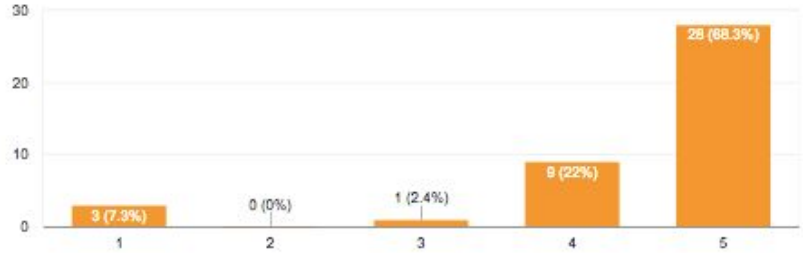
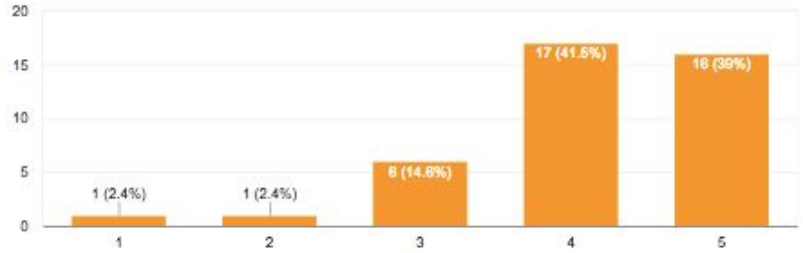
**Lakeview Parent Survey Results
2017 - 2018**

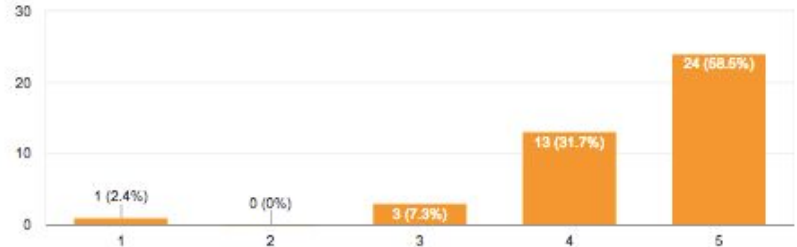
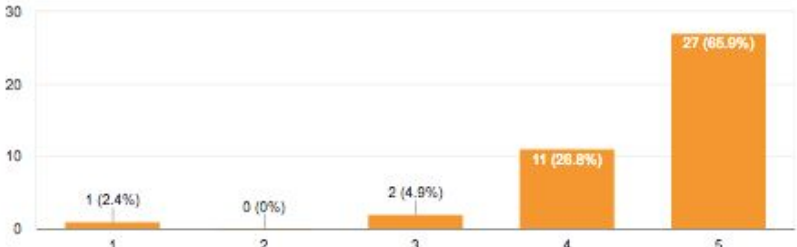
| Survey Item | 16-17 Overall Rating <i>(Mean Score)</i> | 17-18 Overall Rating <i>(Mean Score)</i> | Response Summary | 17-18 % Agree/Strongly Agree | | | | | | | | | | | | | | | | | | |
|-------------------------------------|---|---|---|------------------------------------|-------|------------|---|---|------|---|---|----|---|---|------|---|---|-------|---|----|-------|------|
| I feel welcome at my child's school | 4.66 | 4.68 | <p>I feel welcome at my child's school</p> <p>41 responses</p>  <table border="1"> <caption>Response Distribution Data</caption> <thead> <tr> <th>Rating</th> <th>Count</th> <th>Percentage</th> </tr> </thead> <tbody> <tr> <td>1</td> <td>1</td> <td>2.4%</td> </tr> <tr> <td>2</td> <td>0</td> <td>0%</td> </tr> <tr> <td>3</td> <td>2</td> <td>4.9%</td> </tr> <tr> <td>4</td> <td>5</td> <td>12.2%</td> </tr> <tr> <td>5</td> <td>33</td> <td>80.5%</td> </tr> </tbody> </table> | Rating | Count | Percentage | 1 | 1 | 2.4% | 2 | 0 | 0% | 3 | 2 | 4.9% | 4 | 5 | 12.2% | 5 | 33 | 80.5% | 92.7 |
| Rating | Count | Percentage | | | | | | | | | | | | | | | | | | | | |
| 1 | 1 | 2.4% | | | | | | | | | | | | | | | | | | | | |
| 2 | 0 | 0% | | | | | | | | | | | | | | | | | | | | |
| 3 | 2 | 4.9% | | | | | | | | | | | | | | | | | | | | |
| 4 | 5 | 12.2% | | | | | | | | | | | | | | | | | | | | |
| 5 | 33 | 80.5% | | | | | | | | | | | | | | | | | | | | |

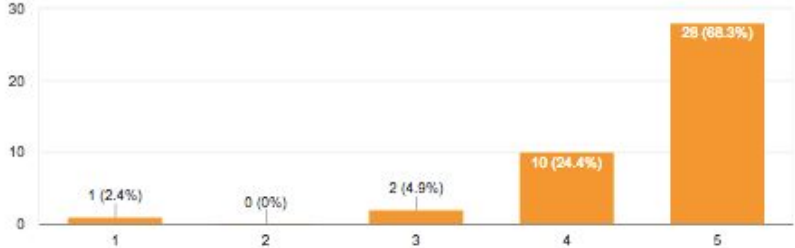
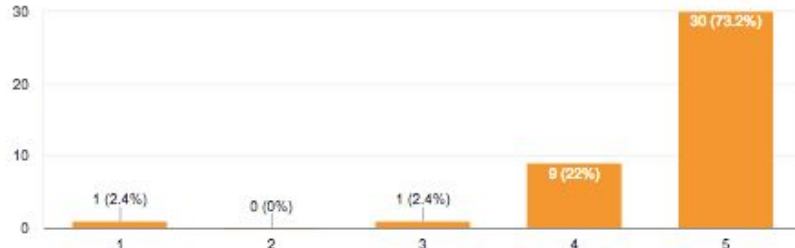
| <p>I am informed about my child's progress</p> | <p>4.49</p> | <p>4.55</p> | <p>I am informed about my child's progress</p> <p>40 responses</p>  <table border="1"> <thead> <tr> <th>Rating</th> <th>Count</th> <th>Percentage</th> </tr> </thead> <tbody> <tr> <td>1</td> <td>1</td> <td>2.5%</td> </tr> <tr> <td>2</td> <td>0</td> <td>0%</td> </tr> <tr> <td>3</td> <td>4</td> <td>10%</td> </tr> <tr> <td>4</td> <td>8</td> <td>15%</td> </tr> <tr> <td>5</td> <td>29</td> <td>72.5%</td> </tr> </tbody> </table> | Rating | Count | Percentage | 1 | 1 | 2.5% | 2 | 0 | 0% | 3 | 4 | 10% | 4 | 8 | 15% | 5 | 29 | 72.5% | <p>87.5</p> |
|---|-------------|-------------|---|--------|-------|------------|---|---|------|---|---|----|---|---|-------|---|---|-------|---|----|-------|-------------|
| Rating | Count | Percentage | | | | | | | | | | | | | | | | | | | | |
| 1 | 1 | 2.5% | | | | | | | | | | | | | | | | | | | | |
| 2 | 0 | 0% | | | | | | | | | | | | | | | | | | | | |
| 3 | 4 | 10% | | | | | | | | | | | | | | | | | | | | |
| 4 | 8 | 15% | | | | | | | | | | | | | | | | | | | | |
| 5 | 29 | 72.5% | | | | | | | | | | | | | | | | | | | | |
| <p>I know what my child's teacher expects of my child</p> | <p>4.55</p> | <p>4.46</p> | <p>I know what my child's teacher expects of my child</p> <p>41 responses</p>  <table border="1"> <thead> <tr> <th>Rating</th> <th>Count</th> <th>Percentage</th> </tr> </thead> <tbody> <tr> <td>1</td> <td>1</td> <td>2.4%</td> </tr> <tr> <td>2</td> <td>0</td> <td>0%</td> </tr> <tr> <td>3</td> <td>5</td> <td>12.2%</td> </tr> <tr> <td>4</td> <td>8</td> <td>19.5%</td> </tr> <tr> <td>5</td> <td>27</td> <td>65.9%</td> </tr> </tbody> </table> | Rating | Count | Percentage | 1 | 1 | 2.4% | 2 | 0 | 0% | 3 | 5 | 12.2% | 4 | 8 | 19.5% | 5 | 27 | 65.9% | <p>85.4</p> |
| Rating | Count | Percentage | | | | | | | | | | | | | | | | | | | | |
| 1 | 1 | 2.4% | | | | | | | | | | | | | | | | | | | | |
| 2 | 0 | 0% | | | | | | | | | | | | | | | | | | | | |
| 3 | 5 | 12.2% | | | | | | | | | | | | | | | | | | | | |
| 4 | 8 | 19.5% | | | | | | | | | | | | | | | | | | | | |
| 5 | 27 | 65.9% | | | | | | | | | | | | | | | | | | | | |

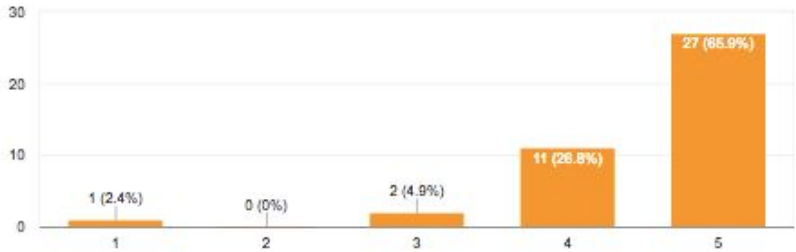
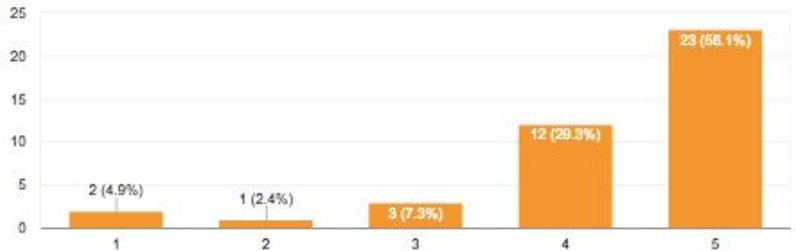
| <p>My child is safe at school</p> | <p>4.49</p> | <p>4.32</p> | <p>My child is safe at school</p> <p>41 responses</p>  <table border="1"> <thead> <tr> <th>Rating</th> <th>Count</th> <th>Percentage</th> </tr> </thead> <tbody> <tr> <td>1</td> <td>1</td> <td>2.4%</td> </tr> <tr> <td>2</td> <td>0</td> <td>0%</td> </tr> <tr> <td>3</td> <td>6</td> <td>14.6%</td> </tr> <tr> <td>4</td> <td>12</td> <td>29.3%</td> </tr> <tr> <td>5</td> <td>22</td> <td>53.7%</td> </tr> </tbody> </table> | Rating | Count | Percentage | 1 | 1 | 2.4% | 2 | 0 | 0% | 3 | 6 | 14.6% | 4 | 12 | 29.3% | 5 | 22 | 53.7% | <p>83</p> |
|--|-------------|-------------|---|--------|-------|------------|---|---|------|---|---|----|---|---|-------|---|----|-------|---|----|-------|-------------|
| Rating | Count | Percentage | | | | | | | | | | | | | | | | | | | | |
| 1 | 1 | 2.4% | | | | | | | | | | | | | | | | | | | | |
| 2 | 0 | 0% | | | | | | | | | | | | | | | | | | | | |
| 3 | 6 | 14.6% | | | | | | | | | | | | | | | | | | | | |
| 4 | 12 | 29.3% | | | | | | | | | | | | | | | | | | | | |
| 5 | 22 | 53.7% | | | | | | | | | | | | | | | | | | | | |
| <p>My child is safe going to and from school</p> | <p>4.59</p> | <p>4.68</p> | <p>My child is safe going to and from school</p> <p>41 responses</p>  <table border="1"> <thead> <tr> <th>Rating</th> <th>Count</th> <th>Percentage</th> </tr> </thead> <tbody> <tr> <td>1</td> <td>1</td> <td>2.4%</td> </tr> <tr> <td>2</td> <td>0</td> <td>0%</td> </tr> <tr> <td>3</td> <td>2</td> <td>4.9%</td> </tr> <tr> <td>4</td> <td>5</td> <td>12.2%</td> </tr> <tr> <td>5</td> <td>33</td> <td>80.5%</td> </tr> </tbody> </table> | Rating | Count | Percentage | 1 | 1 | 2.4% | 2 | 0 | 0% | 3 | 2 | 4.9% | 4 | 5 | 12.2% | 5 | 33 | 80.5% | <p>92.7</p> |
| Rating | Count | Percentage | | | | | | | | | | | | | | | | | | | | |
| 1 | 1 | 2.4% | | | | | | | | | | | | | | | | | | | | |
| 2 | 0 | 0% | | | | | | | | | | | | | | | | | | | | |
| 3 | 2 | 4.9% | | | | | | | | | | | | | | | | | | | | |
| 4 | 5 | 12.2% | | | | | | | | | | | | | | | | | | | | |
| 5 | 33 | 80.5% | | | | | | | | | | | | | | | | | | | | |

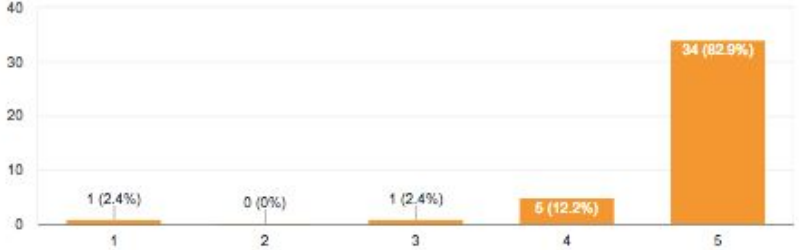
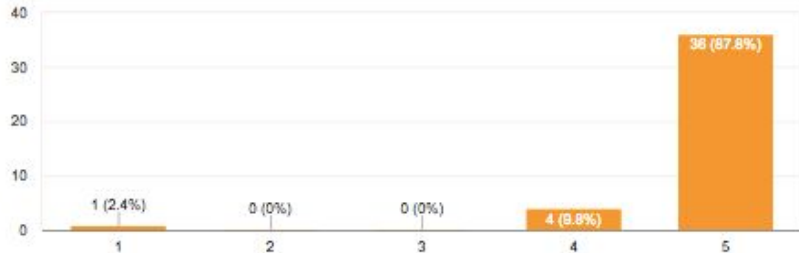
| <p>There is adequate supervision during school</p> | <p>4.45</p> | <p>4.37</p> | <p>There is adequate supervision during school</p> <p>41 responses</p>  <table border="1"> <thead> <tr> <th>Rating</th> <th>Count</th> <th>Percentage</th> </tr> </thead> <tbody> <tr> <td>1</td> <td>1</td> <td>2.4%</td> </tr> <tr> <td>2</td> <td>0</td> <td>0%</td> </tr> <tr> <td>3</td> <td>5</td> <td>12.2%</td> </tr> <tr> <td>4</td> <td>12</td> <td>29.3%</td> </tr> <tr> <td>5</td> <td>23</td> <td>58.1%</td> </tr> </tbody> </table> | Rating | Count | Percentage | 1 | 1 | 2.4% | 2 | 0 | 0% | 3 | 5 | 12.2% | 4 | 12 | 29.3% | 5 | 23 | 58.1% | <p>85.4</p> |
|--|-------------|-------------|---|--------|-------|------------|---|---|------|---|---|----|---|---|-------|---|----|-------|---|----|-------|-------------|
| Rating | Count | Percentage | | | | | | | | | | | | | | | | | | | | |
| 1 | 1 | 2.4% | | | | | | | | | | | | | | | | | | | | |
| 2 | 0 | 0% | | | | | | | | | | | | | | | | | | | | |
| 3 | 5 | 12.2% | | | | | | | | | | | | | | | | | | | | |
| 4 | 12 | 29.3% | | | | | | | | | | | | | | | | | | | | |
| 5 | 23 | 58.1% | | | | | | | | | | | | | | | | | | | | |
| <p>There is adequate supervision before and after school</p> | <p>4.5</p> | <p>4.32</p> | <p>There is adequate supervision before and after school</p> <p>41 responses</p>  <table border="1"> <thead> <tr> <th>Rating</th> <th>Count</th> <th>Percentage</th> </tr> </thead> <tbody> <tr> <td>1</td> <td>1</td> <td>2.4%</td> </tr> <tr> <td>2</td> <td>0</td> <td>0%</td> </tr> <tr> <td>3</td> <td>6</td> <td>14.6%</td> </tr> <tr> <td>4</td> <td>12</td> <td>29.3%</td> </tr> <tr> <td>5</td> <td>22</td> <td>53.7%</td> </tr> </tbody> </table> | Rating | Count | Percentage | 1 | 1 | 2.4% | 2 | 0 | 0% | 3 | 6 | 14.6% | 4 | 12 | 29.3% | 5 | 22 | 53.7% | <p>83</p> |
| Rating | Count | Percentage | | | | | | | | | | | | | | | | | | | | |
| 1 | 1 | 2.4% | | | | | | | | | | | | | | | | | | | | |
| 2 | 0 | 0% | | | | | | | | | | | | | | | | | | | | |
| 3 | 6 | 14.6% | | | | | | | | | | | | | | | | | | | | |
| 4 | 12 | 29.3% | | | | | | | | | | | | | | | | | | | | |
| 5 | 22 | 53.7% | | | | | | | | | | | | | | | | | | | | |

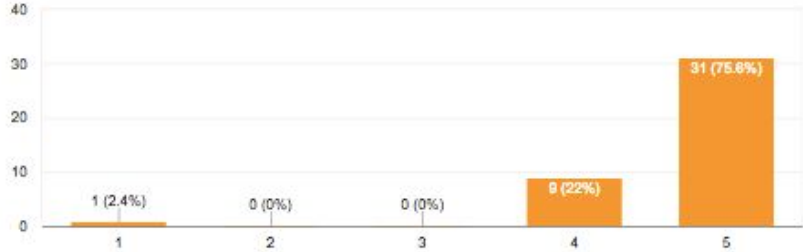
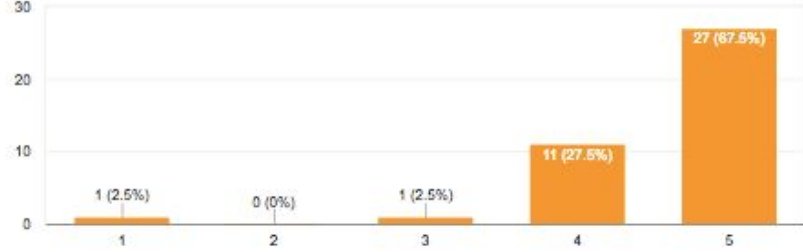
| <p>Teachers show respect for the students</p> | <p>4.65</p> | <p>4.44</p> | <p>Teachers show respect for the students</p> <p>41 responses</p>  <table border="1" data-bbox="856 337 1654 587"> <thead> <tr> <th>Rating</th> <th>Count</th> <th>Percentage</th> </tr> </thead> <tbody> <tr> <td>1</td> <td>3</td> <td>7.3%</td> </tr> <tr> <td>2</td> <td>0</td> <td>0%</td> </tr> <tr> <td>3</td> <td>1</td> <td>2.4%</td> </tr> <tr> <td>4</td> <td>9</td> <td>22%</td> </tr> <tr> <td>5</td> <td>28</td> <td>68.3%</td> </tr> </tbody> </table> | Rating | Count | Percentage | 1 | 3 | 7.3% | 2 | 0 | 0% | 3 | 1 | 2.4% | 4 | 9 | 22% | 5 | 28 | 68.3% | <p>90.3</p> |
|---|-------------|-------------|--|--------|-------|------------|---|---|------|---|---|------|---|---|-------|---|----|-------|---|----|-------|-------------|
| Rating | Count | Percentage | | | | | | | | | | | | | | | | | | | | |
| 1 | 3 | 7.3% | | | | | | | | | | | | | | | | | | | | |
| 2 | 0 | 0% | | | | | | | | | | | | | | | | | | | | |
| 3 | 1 | 2.4% | | | | | | | | | | | | | | | | | | | | |
| 4 | 9 | 22% | | | | | | | | | | | | | | | | | | | | |
| 5 | 28 | 68.3% | | | | | | | | | | | | | | | | | | | | |
| <p>Students show respect for other students</p> | <p>4.13</p> | <p>4.12</p> | <p>Students show respect for other students</p> <p>41 responses</p>  <table border="1" data-bbox="856 865 1654 1115"> <thead> <tr> <th>Rating</th> <th>Count</th> <th>Percentage</th> </tr> </thead> <tbody> <tr> <td>1</td> <td>1</td> <td>2.4%</td> </tr> <tr> <td>2</td> <td>1</td> <td>2.4%</td> </tr> <tr> <td>3</td> <td>8</td> <td>14.6%</td> </tr> <tr> <td>4</td> <td>17</td> <td>41.5%</td> </tr> <tr> <td>5</td> <td>16</td> <td>39%</td> </tr> </tbody> </table> | Rating | Count | Percentage | 1 | 1 | 2.4% | 2 | 1 | 2.4% | 3 | 8 | 14.6% | 4 | 17 | 41.5% | 5 | 16 | 39% | <p>80.5</p> |
| Rating | Count | Percentage | | | | | | | | | | | | | | | | | | | | |
| 1 | 1 | 2.4% | | | | | | | | | | | | | | | | | | | | |
| 2 | 1 | 2.4% | | | | | | | | | | | | | | | | | | | | |
| 3 | 8 | 14.6% | | | | | | | | | | | | | | | | | | | | |
| 4 | 17 | 41.5% | | | | | | | | | | | | | | | | | | | | |
| 5 | 16 | 39% | | | | | | | | | | | | | | | | | | | | |

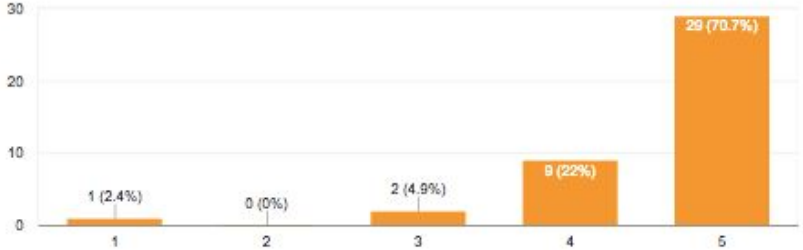
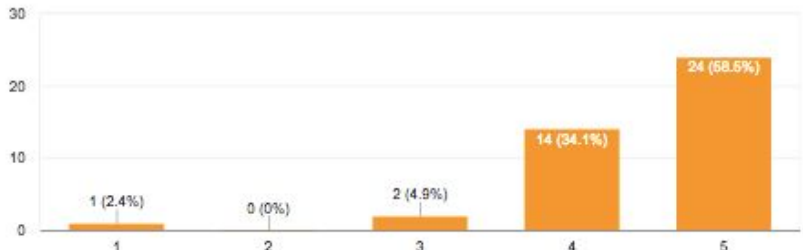
| <p>The school meets the social needs of the students</p> | <p>4.49</p> | <p>4.44</p> | <p>The school meets the social needs of the students</p> <p>41 responses</p>  <table border="1" data-bbox="856 332 1648 576"> <thead> <tr> <th>Rating</th> <th>Count</th> <th>Percentage</th> </tr> </thead> <tbody> <tr> <td>1</td> <td>1</td> <td>2.4%</td> </tr> <tr> <td>2</td> <td>0</td> <td>0%</td> </tr> <tr> <td>3</td> <td>3</td> <td>7.3%</td> </tr> <tr> <td>4</td> <td>13</td> <td>31.7%</td> </tr> <tr> <td>5</td> <td>24</td> <td>58.6%</td> </tr> </tbody> </table> | Rating | Count | Percentage | 1 | 1 | 2.4% | 2 | 0 | 0% | 3 | 3 | 7.3% | 4 | 13 | 31.7% | 5 | 24 | 58.6% | <p>90.2</p> |
|--|-------------|-------------|--|--------|-------|------------|---|---|------|---|---|----|---|---|------|---|----|-------|---|----|-------|-------------|
| Rating | Count | Percentage | | | | | | | | | | | | | | | | | | | | |
| 1 | 1 | 2.4% | | | | | | | | | | | | | | | | | | | | |
| 2 | 0 | 0% | | | | | | | | | | | | | | | | | | | | |
| 3 | 3 | 7.3% | | | | | | | | | | | | | | | | | | | | |
| 4 | 13 | 31.7% | | | | | | | | | | | | | | | | | | | | |
| 5 | 24 | 58.6% | | | | | | | | | | | | | | | | | | | | |
| <p>The school meets the academic needs of the students</p> | <p>4.57</p> | <p>4.54</p> | <p>The school meets the academic needs of the students</p> <p>41 responses</p>  <table border="1" data-bbox="856 852 1648 1096"> <thead> <tr> <th>Rating</th> <th>Count</th> <th>Percentage</th> </tr> </thead> <tbody> <tr> <td>1</td> <td>1</td> <td>2.4%</td> </tr> <tr> <td>2</td> <td>0</td> <td>0%</td> </tr> <tr> <td>3</td> <td>2</td> <td>4.9%</td> </tr> <tr> <td>4</td> <td>11</td> <td>26.8%</td> </tr> <tr> <td>5</td> <td>27</td> <td>66.9%</td> </tr> </tbody> </table> | Rating | Count | Percentage | 1 | 1 | 2.4% | 2 | 0 | 0% | 3 | 2 | 4.9% | 4 | 11 | 26.8% | 5 | 27 | 66.9% | <p>92.7</p> |
| Rating | Count | Percentage | | | | | | | | | | | | | | | | | | | | |
| 1 | 1 | 2.4% | | | | | | | | | | | | | | | | | | | | |
| 2 | 0 | 0% | | | | | | | | | | | | | | | | | | | | |
| 3 | 2 | 4.9% | | | | | | | | | | | | | | | | | | | | |
| 4 | 11 | 26.8% | | | | | | | | | | | | | | | | | | | | |
| 5 | 27 | 66.9% | | | | | | | | | | | | | | | | | | | | |

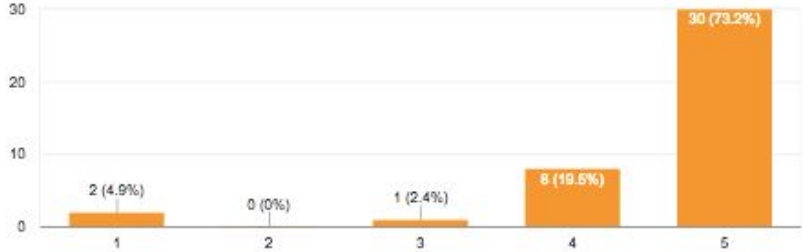
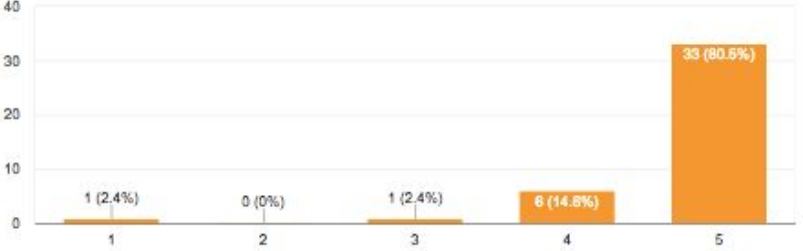
| The school expects quality work of its students | 4.64 | 4.56 | <p>The school expects quality work of its students</p> <p>41 responses</p>  <table border="1"> <thead> <tr> <th>Rating</th> <th>Count</th> <th>Percentage</th> </tr> </thead> <tbody> <tr> <td>1</td> <td>1</td> <td>2.4%</td> </tr> <tr> <td>2</td> <td>0</td> <td>0%</td> </tr> <tr> <td>3</td> <td>2</td> <td>4.9%</td> </tr> <tr> <td>4</td> <td>10</td> <td>24.4%</td> </tr> <tr> <td>5</td> <td>28</td> <td>68.3%</td> </tr> </tbody> </table> | Rating | Count | Percentage | 1 | 1 | 2.4% | 2 | 0 | 0% | 3 | 2 | 4.9% | 4 | 10 | 24.4% | 5 | 28 | 68.3% | 92.7 |
|--|-------|------------|---|--------|-------|------------|---|---|------|---|---|----|---|---|------|---|----|-------|---|----|-------|------|
| Rating | Count | Percentage | | | | | | | | | | | | | | | | | | | | |
| 1 | 1 | 2.4% | | | | | | | | | | | | | | | | | | | | |
| 2 | 0 | 0% | | | | | | | | | | | | | | | | | | | | |
| 3 | 2 | 4.9% | | | | | | | | | | | | | | | | | | | | |
| 4 | 10 | 24.4% | | | | | | | | | | | | | | | | | | | | |
| 5 | 28 | 68.3% | | | | | | | | | | | | | | | | | | | | |
| The school has an excellent learning environment | 4.57 | 4.63 | <p>The school has an excellent learning environment</p> <p>41 responses</p>  <table border="1"> <thead> <tr> <th>Rating</th> <th>Count</th> <th>Percentage</th> </tr> </thead> <tbody> <tr> <td>1</td> <td>1</td> <td>2.4%</td> </tr> <tr> <td>2</td> <td>0</td> <td>0%</td> </tr> <tr> <td>3</td> <td>1</td> <td>2.4%</td> </tr> <tr> <td>4</td> <td>8</td> <td>22%</td> </tr> <tr> <td>5</td> <td>30</td> <td>73.2%</td> </tr> </tbody> </table> | Rating | Count | Percentage | 1 | 1 | 2.4% | 2 | 0 | 0% | 3 | 1 | 2.4% | 4 | 8 | 22% | 5 | 30 | 73.2% | 95.2 |
| Rating | Count | Percentage | | | | | | | | | | | | | | | | | | | | |
| 1 | 1 | 2.4% | | | | | | | | | | | | | | | | | | | | |
| 2 | 0 | 0% | | | | | | | | | | | | | | | | | | | | |
| 3 | 1 | 2.4% | | | | | | | | | | | | | | | | | | | | |
| 4 | 8 | 22% | | | | | | | | | | | | | | | | | | | | |
| 5 | 30 | 73.2% | | | | | | | | | | | | | | | | | | | | |

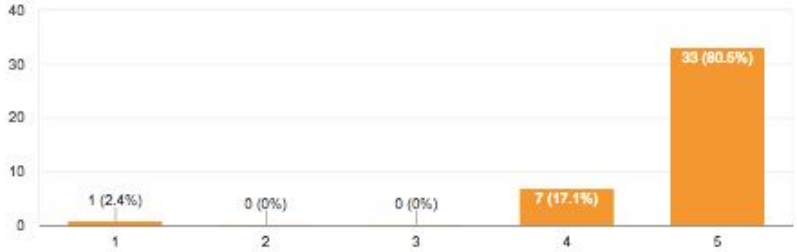
| <p>I know how well my child is progressing in school</p> | <p>4.47</p> | <p>4.54</p> | <p>I know how well my child is progressing in school</p> <p>41 responses</p>  <table border="1"> <thead> <tr> <th>Rating</th> <th>Count</th> <th>Percentage</th> </tr> </thead> <tbody> <tr> <td>1</td> <td>1</td> <td>2.4%</td> </tr> <tr> <td>2</td> <td>0</td> <td>0%</td> </tr> <tr> <td>3</td> <td>2</td> <td>4.9%</td> </tr> <tr> <td>4</td> <td>11</td> <td>26.8%</td> </tr> <tr> <td>5</td> <td>27</td> <td>65.9%</td> </tr> </tbody> </table> | Rating | Count | Percentage | 1 | 1 | 2.4% | 2 | 0 | 0% | 3 | 2 | 4.9% | 4 | 11 | 26.8% | 5 | 27 | 65.9% | <p>92.7</p> |
|--|-------------|-------------|--|--------|-------|------------|---|---|------|---|---|------|---|---|------|---|----|-------|---|----|-------|-------------|
| Rating | Count | Percentage | | | | | | | | | | | | | | | | | | | | |
| 1 | 1 | 2.4% | | | | | | | | | | | | | | | | | | | | |
| 2 | 0 | 0% | | | | | | | | | | | | | | | | | | | | |
| 3 | 2 | 4.9% | | | | | | | | | | | | | | | | | | | | |
| 4 | 11 | 26.8% | | | | | | | | | | | | | | | | | | | | |
| 5 | 27 | 65.9% | | | | | | | | | | | | | | | | | | | | |
| <p>I like the school's report cards/progress report</p> | <p>4.52</p> | <p>4.29</p> | <p>I like the school's report cards/progress report</p> <p>41 responses</p>  <table border="1"> <thead> <tr> <th>Rating</th> <th>Count</th> <th>Percentage</th> </tr> </thead> <tbody> <tr> <td>1</td> <td>2</td> <td>4.9%</td> </tr> <tr> <td>2</td> <td>1</td> <td>2.4%</td> </tr> <tr> <td>3</td> <td>3</td> <td>7.3%</td> </tr> <tr> <td>4</td> <td>12</td> <td>29.3%</td> </tr> <tr> <td>5</td> <td>23</td> <td>58.1%</td> </tr> </tbody> </table> | Rating | Count | Percentage | 1 | 2 | 4.9% | 2 | 1 | 2.4% | 3 | 3 | 7.3% | 4 | 12 | 29.3% | 5 | 23 | 58.1% | <p>85.4</p> |
| Rating | Count | Percentage | | | | | | | | | | | | | | | | | | | | |
| 1 | 2 | 4.9% | | | | | | | | | | | | | | | | | | | | |
| 2 | 1 | 2.4% | | | | | | | | | | | | | | | | | | | | |
| 3 | 3 | 7.3% | | | | | | | | | | | | | | | | | | | | |
| 4 | 12 | 29.3% | | | | | | | | | | | | | | | | | | | | |
| 5 | 23 | 58.1% | | | | | | | | | | | | | | | | | | | | |

| <p>I respect the school's teachers</p> | <p>4.79</p> | <p>4.73</p> | <p>I respect the school's teachers</p> <p>41 responses</p>  <table border="1"> <thead> <tr> <th>Rating</th> <th>Count</th> <th>Percentage</th> </tr> </thead> <tbody> <tr> <td>1</td> <td>1</td> <td>2.4%</td> </tr> <tr> <td>2</td> <td>0</td> <td>0%</td> </tr> <tr> <td>3</td> <td>1</td> <td>2.4%</td> </tr> <tr> <td>4</td> <td>5</td> <td>12.2%</td> </tr> <tr> <td>5</td> <td>34</td> <td>82.9%</td> </tr> </tbody> </table> | Rating | Count | Percentage | 1 | 1 | 2.4% | 2 | 0 | 0% | 3 | 1 | 2.4% | 4 | 5 | 12.2% | 5 | 34 | 82.9% | <p>95.1</p> |
|---|-------------|-------------|--|--------|-------|------------|---|---|------|---|---|----|---|---|------|---|---|-------|---|----|-------|-------------|
| Rating | Count | Percentage | | | | | | | | | | | | | | | | | | | | |
| 1 | 1 | 2.4% | | | | | | | | | | | | | | | | | | | | |
| 2 | 0 | 0% | | | | | | | | | | | | | | | | | | | | |
| 3 | 1 | 2.4% | | | | | | | | | | | | | | | | | | | | |
| 4 | 5 | 12.2% | | | | | | | | | | | | | | | | | | | | |
| 5 | 34 | 82.9% | | | | | | | | | | | | | | | | | | | | |
| <p>I respect the school's principal</p> | <p>4.70</p> | <p>4.80</p> | <p>I respect the school's principal</p> <p>41 responses</p>  <table border="1"> <thead> <tr> <th>Rating</th> <th>Count</th> <th>Percentage</th> </tr> </thead> <tbody> <tr> <td>1</td> <td>1</td> <td>2.4%</td> </tr> <tr> <td>2</td> <td>0</td> <td>0%</td> </tr> <tr> <td>3</td> <td>0</td> <td>0%</td> </tr> <tr> <td>4</td> <td>4</td> <td>9.8%</td> </tr> <tr> <td>5</td> <td>36</td> <td>87.8%</td> </tr> </tbody> </table> | Rating | Count | Percentage | 1 | 1 | 2.4% | 2 | 0 | 0% | 3 | 0 | 0% | 4 | 4 | 9.8% | 5 | 36 | 87.8% | <p>97.6</p> |
| Rating | Count | Percentage | | | | | | | | | | | | | | | | | | | | |
| 1 | 1 | 2.4% | | | | | | | | | | | | | | | | | | | | |
| 2 | 0 | 0% | | | | | | | | | | | | | | | | | | | | |
| 3 | 0 | 0% | | | | | | | | | | | | | | | | | | | | |
| 4 | 4 | 9.8% | | | | | | | | | | | | | | | | | | | | |
| 5 | 36 | 87.8% | | | | | | | | | | | | | | | | | | | | |

| Overall, the school performs well academically | 4.62 | 4.68 | <p data-bbox="810 232 1310 256">Overall, the school performs well academically</p> <p data-bbox="810 269 911 289">41 responses</p>  <table border="1" data-bbox="856 331 1654 581"> <thead> <tr> <th>Rating</th> <th>Count</th> <th>Percentage</th> </tr> </thead> <tbody> <tr> <td>1</td> <td>1</td> <td>2.4%</td> </tr> <tr> <td>2</td> <td>0</td> <td>0%</td> </tr> <tr> <td>3</td> <td>0</td> <td>0%</td> </tr> <tr> <td>4</td> <td>9</td> <td>22%</td> </tr> <tr> <td>5</td> <td>31</td> <td>75.6%</td> </tr> </tbody> </table> | Rating | Count | Percentage | 1 | 1 | 2.4% | 2 | 0 | 0% | 3 | 0 | 0% | 4 | 9 | 22% | 5 | 31 | 75.6% | 97.6 |
|---|-------|------------|---|--------|-------|------------|---|---|------|---|---|----|---|---|------|---|----|-------|---|----|-------|------|
| Rating | Count | Percentage | | | | | | | | | | | | | | | | | | | | |
| 1 | 1 | 2.4% | | | | | | | | | | | | | | | | | | | | |
| 2 | 0 | 0% | | | | | | | | | | | | | | | | | | | | |
| 3 | 0 | 0% | | | | | | | | | | | | | | | | | | | | |
| 4 | 9 | 22% | | | | | | | | | | | | | | | | | | | | |
| 5 | 31 | 75.6% | | | | | | | | | | | | | | | | | | | | |
| The school succeeds at preparing children for future work | 4.67 | 4.58 | <p data-bbox="810 743 1436 768">The school succeeds at preparing children for future work</p> <p data-bbox="810 781 911 800">40 responses</p>  <table border="1" data-bbox="856 846 1654 1096"> <thead> <tr> <th>Rating</th> <th>Count</th> <th>Percentage</th> </tr> </thead> <tbody> <tr> <td>1</td> <td>1</td> <td>2.5%</td> </tr> <tr> <td>2</td> <td>0</td> <td>0%</td> </tr> <tr> <td>3</td> <td>1</td> <td>2.5%</td> </tr> <tr> <td>4</td> <td>11</td> <td>27.5%</td> </tr> <tr> <td>5</td> <td>27</td> <td>67.5%</td> </tr> </tbody> </table> | Rating | Count | Percentage | 1 | 1 | 2.5% | 2 | 0 | 0% | 3 | 1 | 2.5% | 4 | 11 | 27.5% | 5 | 27 | 67.5% | 95 |
| Rating | Count | Percentage | | | | | | | | | | | | | | | | | | | | |
| 1 | 1 | 2.5% | | | | | | | | | | | | | | | | | | | | |
| 2 | 0 | 0% | | | | | | | | | | | | | | | | | | | | |
| 3 | 1 | 2.5% | | | | | | | | | | | | | | | | | | | | |
| 4 | 11 | 27.5% | | | | | | | | | | | | | | | | | | | | |
| 5 | 27 | 67.5% | | | | | | | | | | | | | | | | | | | | |

| <p>The school has a good public image</p> | <p>4.49</p> | <p>4.59</p> | <p>The school has a good public image</p> <p>41 responses</p>  <table border="1"> <thead> <tr> <th>Rating</th> <th>Count</th> <th>Percentage</th> </tr> </thead> <tbody> <tr> <td>1</td> <td>1</td> <td>2.4%</td> </tr> <tr> <td>2</td> <td>0</td> <td>0%</td> </tr> <tr> <td>3</td> <td>2</td> <td>4.9%</td> </tr> <tr> <td>4</td> <td>9</td> <td>22%</td> </tr> <tr> <td>5</td> <td>29</td> <td>70.7%</td> </tr> </tbody> </table> | Rating | Count | Percentage | 1 | 1 | 2.4% | 2 | 0 | 0% | 3 | 2 | 4.9% | 4 | 9 | 22% | 5 | 29 | 70.7% | <p>92.7</p> |
|---|-------------|-------------|---|--------|-------|------------|---|---|------|---|---|----|---|---|------|---|----|-------|---|----|-------|-------------|
| Rating | Count | Percentage | | | | | | | | | | | | | | | | | | | | |
| 1 | 1 | 2.4% | | | | | | | | | | | | | | | | | | | | |
| 2 | 0 | 0% | | | | | | | | | | | | | | | | | | | | |
| 3 | 2 | 4.9% | | | | | | | | | | | | | | | | | | | | |
| 4 | 9 | 22% | | | | | | | | | | | | | | | | | | | | |
| 5 | 29 | 70.7% | | | | | | | | | | | | | | | | | | | | |
| <p>The school's assessment practices are fair</p> | <p>4.49</p> | <p>4.46</p> | <p>The school's assessment practices are fair</p> <p>41 responses</p>  <table border="1"> <thead> <tr> <th>Rating</th> <th>Count</th> <th>Percentage</th> </tr> </thead> <tbody> <tr> <td>1</td> <td>1</td> <td>2.4%</td> </tr> <tr> <td>2</td> <td>0</td> <td>0%</td> </tr> <tr> <td>3</td> <td>2</td> <td>4.9%</td> </tr> <tr> <td>4</td> <td>14</td> <td>34.1%</td> </tr> <tr> <td>5</td> <td>24</td> <td>68.6%</td> </tr> </tbody> </table> | Rating | Count | Percentage | 1 | 1 | 2.4% | 2 | 0 | 0% | 3 | 2 | 4.9% | 4 | 14 | 34.1% | 5 | 24 | 68.6% | <p>92.6</p> |
| Rating | Count | Percentage | | | | | | | | | | | | | | | | | | | | |
| 1 | 1 | 2.4% | | | | | | | | | | | | | | | | | | | | |
| 2 | 0 | 0% | | | | | | | | | | | | | | | | | | | | |
| 3 | 2 | 4.9% | | | | | | | | | | | | | | | | | | | | |
| 4 | 14 | 34.1% | | | | | | | | | | | | | | | | | | | | |
| 5 | 24 | 68.6% | | | | | | | | | | | | | | | | | | | | |

| <p>My child's teacher helps me to help my child learn at home</p> | <p>4.51</p> | <p>4.56</p> | <p>My child's teacher helps me to help my child learn at home</p> <p>41 responses</p>  <table border="1"> <thead> <tr> <th>Rating</th> <th>Count</th> <th>Percentage</th> </tr> </thead> <tbody> <tr> <td>1</td> <td>2</td> <td>4.9%</td> </tr> <tr> <td>2</td> <td>0</td> <td>0%</td> </tr> <tr> <td>3</td> <td>1</td> <td>2.4%</td> </tr> <tr> <td>4</td> <td>8</td> <td>19.5%</td> </tr> <tr> <td>5</td> <td>30</td> <td>73.2%</td> </tr> </tbody> </table> | Rating | Count | Percentage | 1 | 2 | 4.9% | 2 | 0 | 0% | 3 | 1 | 2.4% | 4 | 8 | 19.5% | 5 | 30 | 73.2% | <p>92.7</p> |
|---|-------------|-------------|---|--------|-------|------------|---|---|------|---|---|----|---|---|------|---|---|-------|---|----|-------|-------------|
| Rating | Count | Percentage | | | | | | | | | | | | | | | | | | | | |
| 1 | 2 | 4.9% | | | | | | | | | | | | | | | | | | | | |
| 2 | 0 | 0% | | | | | | | | | | | | | | | | | | | | |
| 3 | 1 | 2.4% | | | | | | | | | | | | | | | | | | | | |
| 4 | 8 | 19.5% | | | | | | | | | | | | | | | | | | | | |
| 5 | 30 | 73.2% | | | | | | | | | | | | | | | | | | | | |
| <p>I support my child's learning at home</p> | <p>4.80</p> | <p>4.71</p> | <p>I support my child's learning at home</p> <p>41 responses</p>  <table border="1"> <thead> <tr> <th>Rating</th> <th>Count</th> <th>Percentage</th> </tr> </thead> <tbody> <tr> <td>1</td> <td>1</td> <td>2.4%</td> </tr> <tr> <td>2</td> <td>0</td> <td>0%</td> </tr> <tr> <td>3</td> <td>1</td> <td>2.4%</td> </tr> <tr> <td>4</td> <td>6</td> <td>14.6%</td> </tr> <tr> <td>5</td> <td>33</td> <td>80.6%</td> </tr> </tbody> </table> | Rating | Count | Percentage | 1 | 1 | 2.4% | 2 | 0 | 0% | 3 | 1 | 2.4% | 4 | 6 | 14.6% | 5 | 33 | 80.6% | <p>95.1</p> |
| Rating | Count | Percentage | | | | | | | | | | | | | | | | | | | | |
| 1 | 1 | 2.4% | | | | | | | | | | | | | | | | | | | | |
| 2 | 0 | 0% | | | | | | | | | | | | | | | | | | | | |
| 3 | 1 | 2.4% | | | | | | | | | | | | | | | | | | | | |
| 4 | 6 | 14.6% | | | | | | | | | | | | | | | | | | | | |
| 5 | 33 | 80.6% | | | | | | | | | | | | | | | | | | | | |

| I feel good about myself as a parent | 4.67 | 4.73 | <p>I feel good about myself as a parent</p> <p>41 responses</p>  <table border="1"> <thead> <tr> <th>Rating</th> <th>Count</th> <th>Percentage</th> </tr> </thead> <tbody> <tr> <td>1</td> <td>1</td> <td>2.4%</td> </tr> <tr> <td>2</td> <td>0</td> <td>0%</td> </tr> <tr> <td>3</td> <td>0</td> <td>0%</td> </tr> <tr> <td>4</td> <td>7</td> <td>17.1%</td> </tr> <tr> <td>5</td> <td>33</td> <td>80.5%</td> </tr> </tbody> </table> | Rating | Count | Percentage | 1 | 1 | 2.4% | 2 | 0 | 0% | 3 | 0 | 0% | 4 | 7 | 17.1% | 5 | 33 | 80.5% | 97.6 |
|--------------------------------------|-------|------------|--|--------|-------|------------|---|---|------|---|---|----|---|---|----|---|---|-------|---|----|-------|------|
| Rating | Count | Percentage | | | | | | | | | | | | | | | | | | | | |
| 1 | 1 | 2.4% | | | | | | | | | | | | | | | | | | | | |
| 2 | 0 | 0% | | | | | | | | | | | | | | | | | | | | |
| 3 | 0 | 0% | | | | | | | | | | | | | | | | | | | | |
| 4 | 7 | 17.1% | | | | | | | | | | | | | | | | | | | | |
| 5 | 33 | 80.5% | | | | | | | | | | | | | | | | | | | | |

17/18 Parent Comments

- I LOVE LAKEVIEW GOD BLESS YOU ALL!!!! 🥰🥰🥰🥰🥰🥰🥰🥰