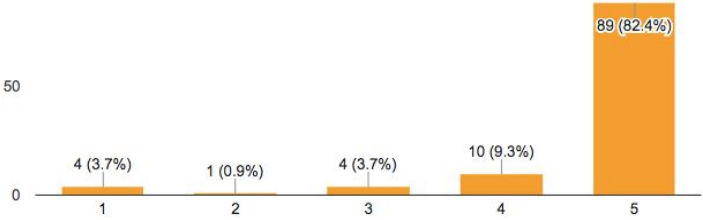
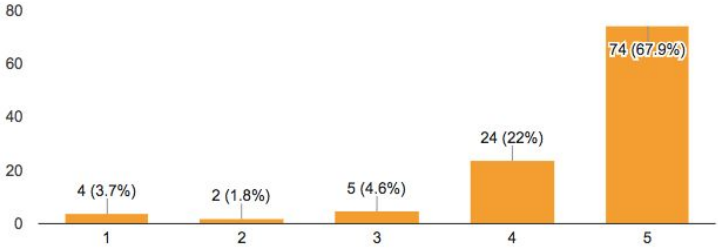
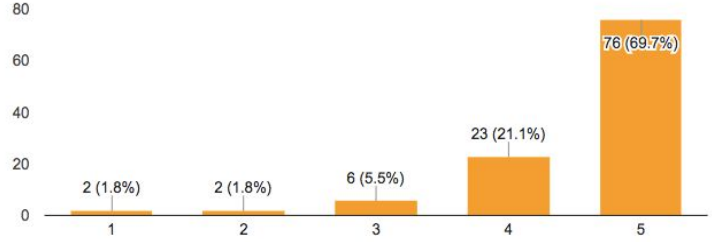
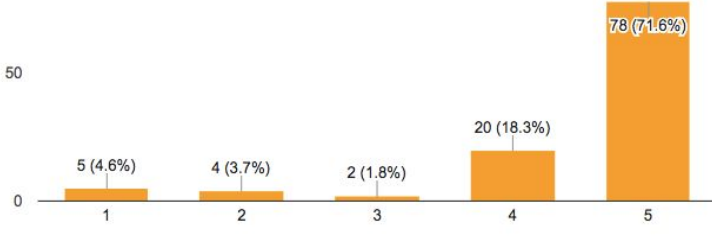
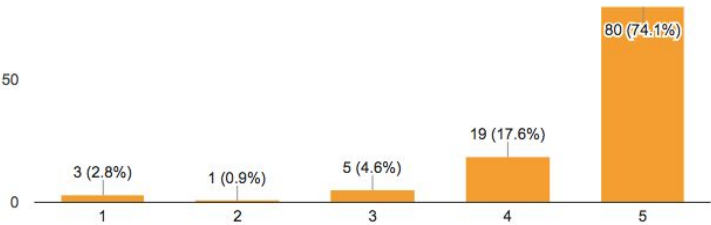
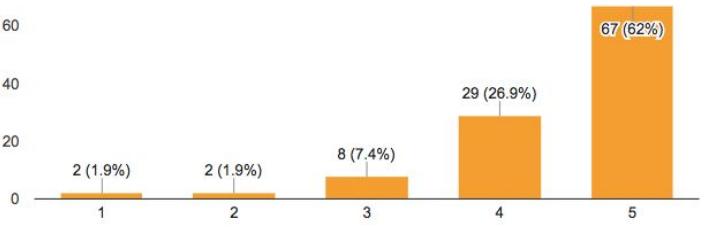


**Lakeview Parent Survey Results
2016 - 2017**

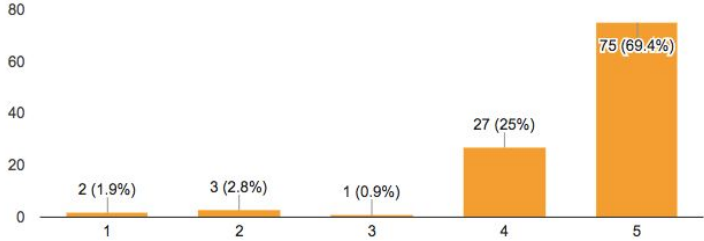
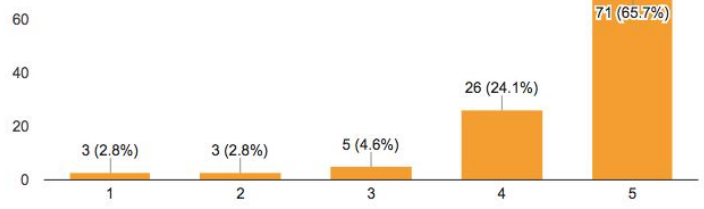
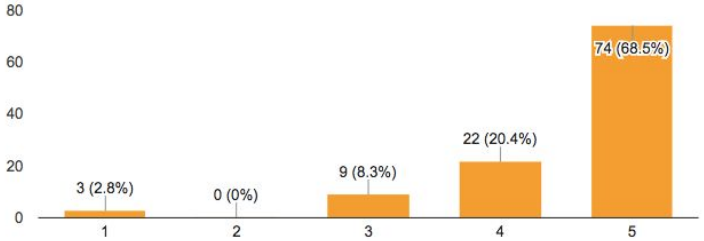
=Survey Item	Overall Rating <i>(Mean Score)</i>	Response Summary	% Agree/Strongly Agree <i>*Rounded to the nearest whole percent</i>																		
I feel welcome at my child's school	4.66	<p>I feel welcome at my child's school (108 responses)</p>  <p>A bar chart showing the distribution of responses for the survey item 'I feel welcome at my child's school'. The x-axis represents the rating from 1 to 5, and the y-axis represents the number of responses. The bars are orange. The data points are: 1 (4, 3.7%), 2 (1, 0.9%), 3 (4, 3.7%), 4 (10, 9.3%), and 5 (89, 82.4%).</p> <table border="1"> <thead> <tr> <th>Rating</th> <th>Count</th> <th>Percentage</th> </tr> </thead> <tbody> <tr> <td>1</td> <td>4</td> <td>3.7%</td> </tr> <tr> <td>2</td> <td>1</td> <td>0.9%</td> </tr> <tr> <td>3</td> <td>4</td> <td>3.7%</td> </tr> <tr> <td>4</td> <td>10</td> <td>9.3%</td> </tr> <tr> <td>5</td> <td>89</td> <td>82.4%</td> </tr> </tbody> </table>	Rating	Count	Percentage	1	4	3.7%	2	1	0.9%	3	4	3.7%	4	10	9.3%	5	89	82.4%	*92%
Rating	Count	Percentage																			
1	4	3.7%																			
2	1	0.9%																			
3	4	3.7%																			
4	10	9.3%																			
5	89	82.4%																			
I am informed about my child's progress	4.49	<p>I am informed about my child's progress (109 responses)</p>  <p>A bar chart showing the distribution of responses for the survey item 'I am informed about my child's progress'. The x-axis represents the rating from 1 to 5, and the y-axis represents the number of responses. The bars are orange. The data points are: 1 (4, 3.7%), 2 (2, 1.8%), 3 (5, 4.6%), 4 (24, 22%), and 5 (74, 67.9%).</p> <table border="1"> <thead> <tr> <th>Rating</th> <th>Count</th> <th>Percentage</th> </tr> </thead> <tbody> <tr> <td>1</td> <td>4</td> <td>3.7%</td> </tr> <tr> <td>2</td> <td>2</td> <td>1.8%</td> </tr> <tr> <td>3</td> <td>5</td> <td>4.6%</td> </tr> <tr> <td>4</td> <td>24</td> <td>22%</td> </tr> <tr> <td>5</td> <td>74</td> <td>67.9%</td> </tr> </tbody> </table>	Rating	Count	Percentage	1	4	3.7%	2	2	1.8%	3	5	4.6%	4	24	22%	5	74	67.9%	*90%
Rating	Count	Percentage																			
1	4	3.7%																			
2	2	1.8%																			
3	5	4.6%																			
4	24	22%																			
5	74	67.9%																			

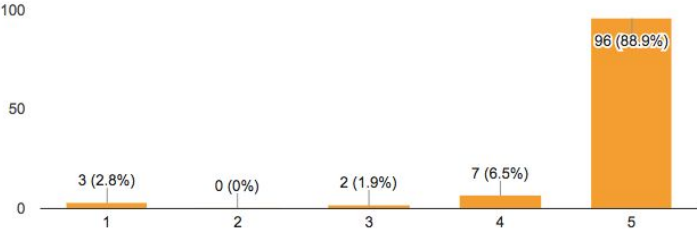
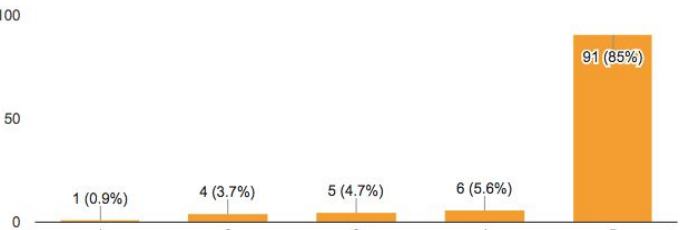
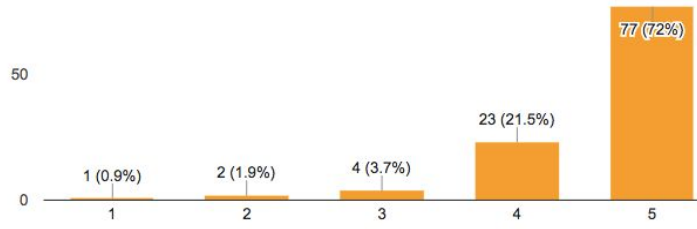
<p>I know what my child's teacher expects of my child</p>	<p>4.55</p>	<p>I know what my child's teacher expects of my child (109 responses)</p>  <table border="1"> <thead> <tr> <th>Rating</th> <th>Count</th> <th>Percentage</th> </tr> </thead> <tbody> <tr> <td>1</td> <td>2</td> <td>1.8%</td> </tr> <tr> <td>2</td> <td>2</td> <td>1.8%</td> </tr> <tr> <td>3</td> <td>6</td> <td>5.5%</td> </tr> <tr> <td>4</td> <td>23</td> <td>21.1%</td> </tr> <tr> <td>5</td> <td>76</td> <td>69.7%</td> </tr> </tbody> </table>	Rating	Count	Percentage	1	2	1.8%	2	2	1.8%	3	6	5.5%	4	23	21.1%	5	76	69.7%	<p>*91%</p>
Rating	Count	Percentage																			
1	2	1.8%																			
2	2	1.8%																			
3	6	5.5%																			
4	23	21.1%																			
5	76	69.7%																			
<p>My child is safe at school</p>	<p>4.49</p>	<p>My child is safe at school (109 responses)</p>  <table border="1"> <thead> <tr> <th>Rating</th> <th>Count</th> <th>Percentage</th> </tr> </thead> <tbody> <tr> <td>1</td> <td>5</td> <td>4.6%</td> </tr> <tr> <td>2</td> <td>4</td> <td>3.7%</td> </tr> <tr> <td>3</td> <td>2</td> <td>1.8%</td> </tr> <tr> <td>4</td> <td>20</td> <td>18.3%</td> </tr> <tr> <td>5</td> <td>78</td> <td>71.6%</td> </tr> </tbody> </table>	Rating	Count	Percentage	1	5	4.6%	2	4	3.7%	3	2	1.8%	4	20	18.3%	5	78	71.6%	<p>*90%</p>
Rating	Count	Percentage																			
1	5	4.6%																			
2	4	3.7%																			
3	2	1.8%																			
4	20	18.3%																			
5	78	71.6%																			

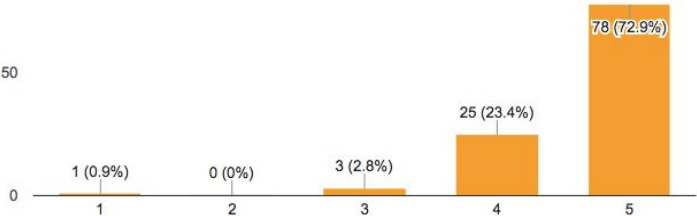
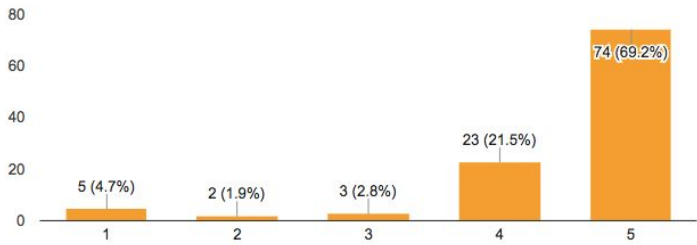
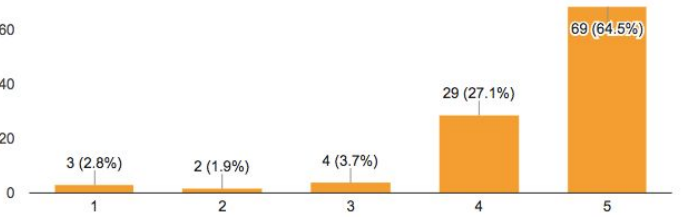
<p>My child is safe going to and from school</p>	<p>4.59</p>	<p>My child is safe going to and from school (108 responses)</p>  <table border="1"> <thead> <tr> <th>Rating</th> <th>Count</th> <th>Percentage</th> </tr> </thead> <tbody> <tr> <td>1</td> <td>3</td> <td>2.8%</td> </tr> <tr> <td>2</td> <td>1</td> <td>0.9%</td> </tr> <tr> <td>3</td> <td>5</td> <td>4.6%</td> </tr> <tr> <td>4</td> <td>19</td> <td>17.6%</td> </tr> <tr> <td>5</td> <td>80</td> <td>74.1%</td> </tr> </tbody> </table>	Rating	Count	Percentage	1	3	2.8%	2	1	0.9%	3	5	4.6%	4	19	17.6%	5	80	74.1%	<p>*92%</p>
Rating	Count	Percentage																			
1	3	2.8%																			
2	1	0.9%																			
3	5	4.6%																			
4	19	17.6%																			
5	80	74.1%																			
<p>There is adequate supervision during school</p>	<p>4.45</p>	<p>There is adequate supervision during school (108 responses)</p>  <table border="1"> <thead> <tr> <th>Rating</th> <th>Count</th> <th>Percentage</th> </tr> </thead> <tbody> <tr> <td>1</td> <td>2</td> <td>1.9%</td> </tr> <tr> <td>2</td> <td>2</td> <td>1.9%</td> </tr> <tr> <td>3</td> <td>8</td> <td>7.4%</td> </tr> <tr> <td>4</td> <td>29</td> <td>26.9%</td> </tr> <tr> <td>5</td> <td>67</td> <td>62%</td> </tr> </tbody> </table>	Rating	Count	Percentage	1	2	1.9%	2	2	1.9%	3	8	7.4%	4	29	26.9%	5	67	62%	<p>*89%</p>
Rating	Count	Percentage																			
1	2	1.9%																			
2	2	1.9%																			
3	8	7.4%																			
4	29	26.9%																			
5	67	62%																			

<p>There is adequate supervision before and after school</p>	<p>4.5</p>	<p>There is adequate supervision before and after school (107 responses)</p> <table border="1"> <thead> <tr> <th>Rating</th> <th>Count</th> <th>Percentage</th> </tr> </thead> <tbody> <tr> <td>1</td> <td>2</td> <td>1.9%</td> </tr> <tr> <td>2</td> <td>2</td> <td>1.9%</td> </tr> <tr> <td>3</td> <td>6</td> <td>5.6%</td> </tr> <tr> <td>4</td> <td>27</td> <td>25.2%</td> </tr> <tr> <td>5</td> <td>70</td> <td>65.4%</td> </tr> </tbody> </table>	Rating	Count	Percentage	1	2	1.9%	2	2	1.9%	3	6	5.6%	4	27	25.2%	5	70	65.4%	<p>*91%</p>
Rating	Count	Percentage																			
1	2	1.9%																			
2	2	1.9%																			
3	6	5.6%																			
4	27	25.2%																			
5	70	65.4%																			
<p>Teachers show respect for the students</p>	<p>4.65</p>	<p>Teachers show respect for the students (108 responses)</p> <table border="1"> <thead> <tr> <th>Rating</th> <th>Count</th> <th>Percentage</th> </tr> </thead> <tbody> <tr> <td>1</td> <td>4</td> <td>3.7%</td> </tr> <tr> <td>2</td> <td>1</td> <td>0.9%</td> </tr> <tr> <td>3</td> <td>1</td> <td>0.9%</td> </tr> <tr> <td>4</td> <td>17</td> <td>15.7%</td> </tr> <tr> <td>5</td> <td>85</td> <td>78.7%</td> </tr> </tbody> </table>	Rating	Count	Percentage	1	4	3.7%	2	1	0.9%	3	1	0.9%	4	17	15.7%	5	85	78.7%	<p>*94%</p>
Rating	Count	Percentage																			
1	4	3.7%																			
2	1	0.9%																			
3	1	0.9%																			
4	17	15.7%																			
5	85	78.7%																			
<p>Students show respect for other students</p>	<p>4.13</p>	<p>Students show respect for other students (108 responses)</p> <table border="1"> <thead> <tr> <th>Rating</th> <th>Count</th> <th>Percentage</th> </tr> </thead> <tbody> <tr> <td>1</td> <td>2</td> <td>1.9%</td> </tr> <tr> <td>2</td> <td>8</td> <td>7.4%</td> </tr> <tr> <td>3</td> <td>11</td> <td>10.2%</td> </tr> <tr> <td>4</td> <td>40</td> <td>37%</td> </tr> <tr> <td>5</td> <td>47</td> <td>43.5%</td> </tr> </tbody> </table>	Rating	Count	Percentage	1	2	1.9%	2	8	7.4%	3	11	10.2%	4	40	37%	5	47	43.5%	<p>*81%</p>
Rating	Count	Percentage																			
1	2	1.9%																			
2	8	7.4%																			
3	11	10.2%																			
4	40	37%																			
5	47	43.5%																			

<p>The school meets the social needs of the students</p>	<p>4.49</p>	<p>The school meets the social needs of the students (109 responses)</p> <table border="1"> <thead> <tr> <th>Rating</th> <th>Count</th> <th>Percentage</th> </tr> </thead> <tbody> <tr> <td>1</td> <td>3</td> <td>2.8%</td> </tr> <tr> <td>2</td> <td>2</td> <td>1.8%</td> </tr> <tr> <td>3</td> <td>3</td> <td>2.8%</td> </tr> <tr> <td>4</td> <td>32</td> <td>29.4%</td> </tr> <tr> <td>5</td> <td>69</td> <td>63.3%</td> </tr> </tbody> </table>	Rating	Count	Percentage	1	3	2.8%	2	2	1.8%	3	3	2.8%	4	32	29.4%	5	69	63.3%	<p>*93%</p>
Rating	Count	Percentage																			
1	3	2.8%																			
2	2	1.8%																			
3	3	2.8%																			
4	32	29.4%																			
5	69	63.3%																			
<p>The school meets the academic needs of the students</p>	<p>4.57</p>	<p>The school meets the academic needs of the students (107 responses)</p> <table border="1"> <thead> <tr> <th>Rating</th> <th>Count</th> <th>Percentage</th> </tr> </thead> <tbody> <tr> <td>1</td> <td>3</td> <td>2.8%</td> </tr> <tr> <td>2</td> <td>3</td> <td>2.8%</td> </tr> <tr> <td>3</td> <td>1</td> <td>0.9%</td> </tr> <tr> <td>4</td> <td>23</td> <td>21.5%</td> </tr> <tr> <td>5</td> <td>77</td> <td>72%</td> </tr> </tbody> </table>	Rating	Count	Percentage	1	3	2.8%	2	3	2.8%	3	1	0.9%	4	23	21.5%	5	77	72%	<p>*94%</p>
Rating	Count	Percentage																			
1	3	2.8%																			
2	3	2.8%																			
3	1	0.9%																			
4	23	21.5%																			
5	77	72%																			
<p>The school expects quality work of its students</p>	<p>4.64</p>	<p>The school expects quality work of its students (107 responses)</p> <table border="1"> <thead> <tr> <th>Rating</th> <th>Count</th> <th>Percentage</th> </tr> </thead> <tbody> <tr> <td>1</td> <td>2</td> <td>1.9%</td> </tr> <tr> <td>2</td> <td>2</td> <td>1.9%</td> </tr> <tr> <td>3</td> <td>1</td> <td>0.9%</td> </tr> <tr> <td>4</td> <td>23</td> <td>21.5%</td> </tr> <tr> <td>5</td> <td>79</td> <td>73.8%</td> </tr> </tbody> </table>	Rating	Count	Percentage	1	2	1.9%	2	2	1.9%	3	1	0.9%	4	23	21.5%	5	79	73.8%	<p>*95%</p>
Rating	Count	Percentage																			
1	2	1.9%																			
2	2	1.9%																			
3	1	0.9%																			
4	23	21.5%																			
5	79	73.8%																			

<p>The school has an excellent learning environment</p>	<p>4.57</p>	<p>The school has an excellent learning environment (108 responses)</p>  <table border="1"> <thead> <tr> <th>Rating</th> <th>Count</th> <th>Percentage</th> </tr> </thead> <tbody> <tr> <td>1</td> <td>2</td> <td>1.9%</td> </tr> <tr> <td>2</td> <td>3</td> <td>2.8%</td> </tr> <tr> <td>3</td> <td>1</td> <td>0.9%</td> </tr> <tr> <td>4</td> <td>27</td> <td>25%</td> </tr> <tr> <td>5</td> <td>75</td> <td>69.4%</td> </tr> </tbody> </table>	Rating	Count	Percentage	1	2	1.9%	2	3	2.8%	3	1	0.9%	4	27	25%	5	75	69.4%	<p>*94%</p>
Rating	Count	Percentage																			
1	2	1.9%																			
2	3	2.8%																			
3	1	0.9%																			
4	27	25%																			
5	75	69.4%																			
<p>I know how well my child is progressing in school</p>	<p>4.47</p>	<p>I know how well my child is progressing in school (108 responses)</p>  <table border="1"> <thead> <tr> <th>Rating</th> <th>Count</th> <th>Percentage</th> </tr> </thead> <tbody> <tr> <td>1</td> <td>3</td> <td>2.8%</td> </tr> <tr> <td>2</td> <td>3</td> <td>2.8%</td> </tr> <tr> <td>3</td> <td>5</td> <td>4.6%</td> </tr> <tr> <td>4</td> <td>26</td> <td>24.1%</td> </tr> <tr> <td>5</td> <td>71</td> <td>65.7%</td> </tr> </tbody> </table>	Rating	Count	Percentage	1	3	2.8%	2	3	2.8%	3	5	4.6%	4	26	24.1%	5	71	65.7%	<p>*90%</p>
Rating	Count	Percentage																			
1	3	2.8%																			
2	3	2.8%																			
3	5	4.6%																			
4	26	24.1%																			
5	71	65.7%																			
<p>I like the school's report cards/progress report</p>	<p>4.52</p>	<p>I like the school's report cards/progress report (108 responses)</p>  <table border="1"> <thead> <tr> <th>Rating</th> <th>Count</th> <th>Percentage</th> </tr> </thead> <tbody> <tr> <td>1</td> <td>3</td> <td>2.8%</td> </tr> <tr> <td>2</td> <td>0</td> <td>0%</td> </tr> <tr> <td>3</td> <td>9</td> <td>8.3%</td> </tr> <tr> <td>4</td> <td>22</td> <td>20.4%</td> </tr> <tr> <td>5</td> <td>74</td> <td>68.5%</td> </tr> </tbody> </table>	Rating	Count	Percentage	1	3	2.8%	2	0	0%	3	9	8.3%	4	22	20.4%	5	74	68.5%	<p>*89%</p>
Rating	Count	Percentage																			
1	3	2.8%																			
2	0	0%																			
3	9	8.3%																			
4	22	20.4%																			
5	74	68.5%																			

<p>I respect the school's teachers</p>	<p>4.79</p>	<p>I respect the school's teachers (108 responses)</p>  <table border="1" data-bbox="793 310 1486 537"> <thead> <tr> <th>Rating</th> <th>Count</th> <th>Percentage</th> </tr> </thead> <tbody> <tr> <td>1</td> <td>3</td> <td>2.8%</td> </tr> <tr> <td>2</td> <td>0</td> <td>0%</td> </tr> <tr> <td>3</td> <td>2</td> <td>1.9%</td> </tr> <tr> <td>4</td> <td>7</td> <td>6.5%</td> </tr> <tr> <td>5</td> <td>96</td> <td>88.9%</td> </tr> </tbody> </table>	Rating	Count	Percentage	1	3	2.8%	2	0	0%	3	2	1.9%	4	7	6.5%	5	96	88.9%	<p>*95%</p>
Rating	Count	Percentage																			
1	3	2.8%																			
2	0	0%																			
3	2	1.9%																			
4	7	6.5%																			
5	96	88.9%																			
<p>I respect the school's principal</p>	<p>4.70</p>	<p>I respect the school's principal (107 responses)</p>  <table border="1" data-bbox="793 699 1486 927"> <thead> <tr> <th>Rating</th> <th>Count</th> <th>Percentage</th> </tr> </thead> <tbody> <tr> <td>1</td> <td>1</td> <td>0.9%</td> </tr> <tr> <td>2</td> <td>4</td> <td>3.7%</td> </tr> <tr> <td>3</td> <td>5</td> <td>4.7%</td> </tr> <tr> <td>4</td> <td>6</td> <td>5.6%</td> </tr> <tr> <td>5</td> <td>91</td> <td>85%</td> </tr> </tbody> </table>	Rating	Count	Percentage	1	1	0.9%	2	4	3.7%	3	5	4.7%	4	6	5.6%	5	91	85%	<p>*91%</p>
Rating	Count	Percentage																			
1	1	0.9%																			
2	4	3.7%																			
3	5	4.7%																			
4	6	5.6%																			
5	91	85%																			
<p>Overall, the school performs well academically</p>	<p>4.62</p>	<p>Overall, the school performs well academically (107 responses)</p>  <table border="1" data-bbox="793 1146 1486 1373"> <thead> <tr> <th>Rating</th> <th>Count</th> <th>Percentage</th> </tr> </thead> <tbody> <tr> <td>1</td> <td>1</td> <td>0.9%</td> </tr> <tr> <td>2</td> <td>2</td> <td>1.9%</td> </tr> <tr> <td>3</td> <td>4</td> <td>3.7%</td> </tr> <tr> <td>4</td> <td>23</td> <td>21.5%</td> </tr> <tr> <td>5</td> <td>77</td> <td>72%</td> </tr> </tbody> </table>	Rating	Count	Percentage	1	1	0.9%	2	2	1.9%	3	4	3.7%	4	23	21.5%	5	77	72%	<p>*94%</p>
Rating	Count	Percentage																			
1	1	0.9%																			
2	2	1.9%																			
3	4	3.7%																			
4	23	21.5%																			
5	77	72%																			

<p>The school succeeds at preparing children for future work</p>	<p>4.67</p>	<p>The school succeeds at preparing children for future work (107 responses)</p>  <table border="1"> <thead> <tr> <th>Rating</th> <th>Count</th> <th>Percentage</th> </tr> </thead> <tbody> <tr> <td>1</td> <td>1</td> <td>0.9%</td> </tr> <tr> <td>2</td> <td>0</td> <td>0%</td> </tr> <tr> <td>3</td> <td>3</td> <td>2.8%</td> </tr> <tr> <td>4</td> <td>25</td> <td>23.4%</td> </tr> <tr> <td>5</td> <td>78</td> <td>72.9%</td> </tr> </tbody> </table>	Rating	Count	Percentage	1	1	0.9%	2	0	0%	3	3	2.8%	4	25	23.4%	5	78	72.9%	<p>*96%</p>
Rating	Count	Percentage																			
1	1	0.9%																			
2	0	0%																			
3	3	2.8%																			
4	25	23.4%																			
5	78	72.9%																			
<p>The school has a good public image</p>	<p>4.49</p>	<p>The school has a good public image (107 responses)</p>  <table border="1"> <thead> <tr> <th>Rating</th> <th>Count</th> <th>Percentage</th> </tr> </thead> <tbody> <tr> <td>1</td> <td>5</td> <td>4.7%</td> </tr> <tr> <td>2</td> <td>2</td> <td>1.9%</td> </tr> <tr> <td>3</td> <td>3</td> <td>2.8%</td> </tr> <tr> <td>4</td> <td>23</td> <td>21.5%</td> </tr> <tr> <td>5</td> <td>74</td> <td>69.2%</td> </tr> </tbody> </table>	Rating	Count	Percentage	1	5	4.7%	2	2	1.9%	3	3	2.8%	4	23	21.5%	5	74	69.2%	<p>*91%</p>
Rating	Count	Percentage																			
1	5	4.7%																			
2	2	1.9%																			
3	3	2.8%																			
4	23	21.5%																			
5	74	69.2%																			
<p>The school's assessment practices are fair</p>	<p>4.49</p>	<p>The school's assessment practices are fair (107 responses)</p>  <table border="1"> <thead> <tr> <th>Rating</th> <th>Count</th> <th>Percentage</th> </tr> </thead> <tbody> <tr> <td>1</td> <td>3</td> <td>2.8%</td> </tr> <tr> <td>2</td> <td>2</td> <td>1.9%</td> </tr> <tr> <td>3</td> <td>4</td> <td>3.7%</td> </tr> <tr> <td>4</td> <td>29</td> <td>27.1%</td> </tr> <tr> <td>5</td> <td>69</td> <td>64.5%</td> </tr> </tbody> </table>	Rating	Count	Percentage	1	3	2.8%	2	2	1.9%	3	4	3.7%	4	29	27.1%	5	69	64.5%	<p>*92%</p>
Rating	Count	Percentage																			
1	3	2.8%																			
2	2	1.9%																			
3	4	3.7%																			
4	29	27.1%																			
5	69	64.5%																			

<p>My child's teacher helps me to help my child learn at home</p>	<p>4.51</p>	<p>My child's teacher helps me to help my child learn at home (108 responses)</p> <table border="1"> <thead> <tr> <th>Rating</th> <th>Count</th> <th>Percentage</th> </tr> </thead> <tbody> <tr> <td>1</td> <td>2</td> <td>1.9%</td> </tr> <tr> <td>2</td> <td>3</td> <td>2.8%</td> </tr> <tr> <td>3</td> <td>8</td> <td>7.4%</td> </tr> <tr> <td>4</td> <td>20</td> <td>18.5%</td> </tr> <tr> <td>5</td> <td>75</td> <td>69.4%</td> </tr> </tbody> </table>	Rating	Count	Percentage	1	2	1.9%	2	3	2.8%	3	8	7.4%	4	20	18.5%	5	75	69.4%	<p>*88%</p>
Rating	Count	Percentage																			
1	2	1.9%																			
2	3	2.8%																			
3	8	7.4%																			
4	20	18.5%																			
5	75	69.4%																			
<p>I support my child's learning at home</p>	<p>4.80</p>	<p>I support my child's learning at home (107 responses)</p> <table border="1"> <thead> <tr> <th>Rating</th> <th>Count</th> <th>Percentage</th> </tr> </thead> <tbody> <tr> <td>1</td> <td>2</td> <td>1.9%</td> </tr> <tr> <td>2</td> <td>0</td> <td>0%</td> </tr> <tr> <td>3</td> <td>1</td> <td>0.9%</td> </tr> <tr> <td>4</td> <td>11</td> <td>10.3%</td> </tr> <tr> <td>5</td> <td>93</td> <td>86.9%</td> </tr> </tbody> </table>	Rating	Count	Percentage	1	2	1.9%	2	0	0%	3	1	0.9%	4	11	10.3%	5	93	86.9%	<p>*97%</p>
Rating	Count	Percentage																			
1	2	1.9%																			
2	0	0%																			
3	1	0.9%																			
4	11	10.3%																			
5	93	86.9%																			
<p>I feel good about myself as a parent</p>	<p>4.67</p>	<p>I feel good about myself as a parent (108 responses)</p> <table border="1"> <thead> <tr> <th>Rating</th> <th>Count</th> <th>Percentage</th> </tr> </thead> <tbody> <tr> <td>1</td> <td>2</td> <td>1.9%</td> </tr> <tr> <td>2</td> <td>1</td> <td>0.9%</td> </tr> <tr> <td>3</td> <td>2</td> <td>1.9%</td> </tr> <tr> <td>4</td> <td>21</td> <td>19.4%</td> </tr> <tr> <td>5</td> <td>82</td> <td>75.9%</td> </tr> </tbody> </table>	Rating	Count	Percentage	1	2	1.9%	2	1	0.9%	3	2	1.9%	4	21	19.4%	5	82	75.9%	<p>*95%</p>
Rating	Count	Percentage																			
1	2	1.9%																			
2	1	0.9%																			
3	2	1.9%																			
4	21	19.4%																			
5	82	75.9%																			

