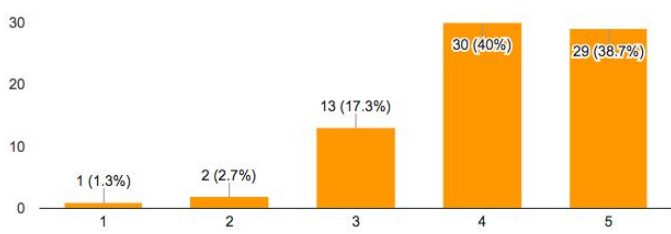
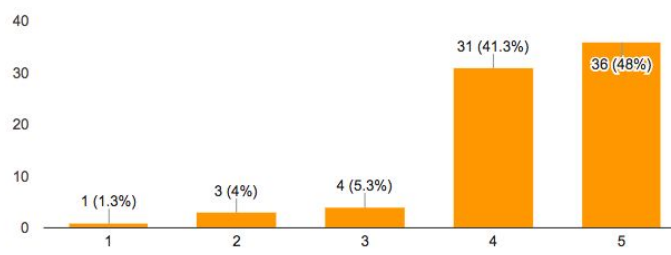
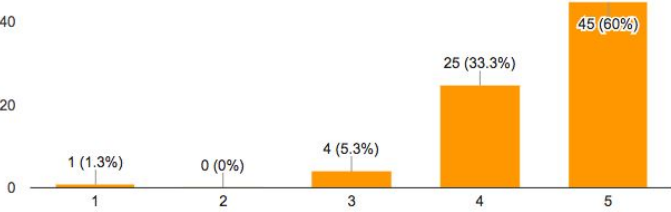
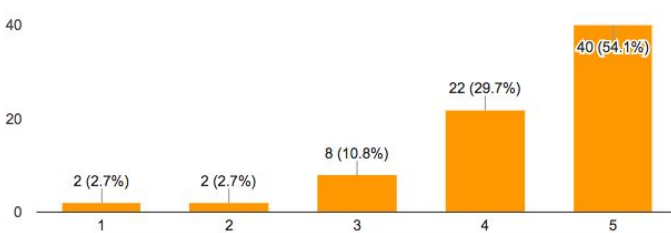


Foster Elementary Parent Survey	Overall Score	Responses 1=Strongly Disagree 2=Disagree 3=Neutral 4=Agree 5=Strongly Agree																		
I feel welcome at my child's school.	4.36	<p>I feel welcome at my child's school. (75 responses)</p> <table border="1"> <thead> <tr> <th>Response Level</th> <th>Count</th> <th>Percentage</th> </tr> </thead> <tbody> <tr> <td>1</td> <td>1</td> <td>1.3%</td> </tr> <tr> <td>2</td> <td>8</td> <td>10.7%</td> </tr> <tr> <td>3</td> <td>2</td> <td>2.7%</td> </tr> <tr> <td>4</td> <td>16</td> <td>21.3%</td> </tr> <tr> <td>5</td> <td>48</td> <td>64%</td> </tr> </tbody> </table>	Response Level	Count	Percentage	1	1	1.3%	2	8	10.7%	3	2	2.7%	4	16	21.3%	5	48	64%
Response Level	Count	Percentage																		
1	1	1.3%																		
2	8	10.7%																		
3	2	2.7%																		
4	16	21.3%																		
5	48	64%																		
I am informed about my child's progress.	4.25	<p>I am informed about my child's progress. (75 responses)</p> <table border="1"> <thead> <tr> <th>Response Level</th> <th>Count</th> <th>Percentage</th> </tr> </thead> <tbody> <tr> <td>1</td> <td>1</td> <td>1.3%</td> </tr> <tr> <td>2</td> <td>2</td> <td>2.7%</td> </tr> <tr> <td>3</td> <td>11</td> <td>14.7%</td> </tr> <tr> <td>4</td> <td>24</td> <td>32%</td> </tr> <tr> <td>5</td> <td>37</td> <td>49.3%</td> </tr> </tbody> </table>	Response Level	Count	Percentage	1	1	1.3%	2	2	2.7%	3	11	14.7%	4	24	32%	5	37	49.3%
Response Level	Count	Percentage																		
1	1	1.3%																		
2	2	2.7%																		
3	11	14.7%																		
4	24	32%																		
5	37	49.3%																		
My child safe at school.	4.35	<p>My child is safe at school. (75 responses)</p> <table border="1"> <thead> <tr> <th>Response Level</th> <th>Count</th> <th>Percentage</th> </tr> </thead> <tbody> <tr> <td>1</td> <td>1</td> <td>1.3%</td> </tr> <tr> <td>2</td> <td>4</td> <td>5.3%</td> </tr> <tr> <td>3</td> <td>7</td> <td>9.3%</td> </tr> <tr> <td>4</td> <td>19</td> <td>25.3%</td> </tr> <tr> <td>5</td> <td>44</td> <td>58.7%</td> </tr> </tbody> </table>	Response Level	Count	Percentage	1	1	1.3%	2	4	5.3%	3	7	9.3%	4	19	25.3%	5	44	58.7%
Response Level	Count	Percentage																		
1	1	1.3%																		
2	4	5.3%																		
3	7	9.3%																		
4	19	25.3%																		
5	44	58.7%																		

<p>There is adequate supervision during school.</p>	<p>4.25</p>	<p>There is adequate supervision during school. (75 responses)</p> <table border="1"> <thead> <tr> <th>Rating</th> <th>Count</th> <th>Percentage</th> </tr> </thead> <tbody> <tr> <td>1</td> <td>1</td> <td>1.3%</td> </tr> <tr> <td>2</td> <td>4</td> <td>5.3%</td> </tr> <tr> <td>3</td> <td>9</td> <td>12%</td> </tr> <tr> <td>4</td> <td>22</td> <td>29.3%</td> </tr> <tr> <td>5</td> <td>39</td> <td>52%</td> </tr> </tbody> </table>	Rating	Count	Percentage	1	1	1.3%	2	4	5.3%	3	9	12%	4	22	29.3%	5	39	52%
Rating	Count	Percentage																		
1	1	1.3%																		
2	4	5.3%																		
3	9	12%																		
4	22	29.3%																		
5	39	52%																		
<p>There is adequate supervision before and after school.</p>	<p>3.93</p>	<p>There is adequate supervision before and after school. (75 responses)</p> <table border="1"> <thead> <tr> <th>Rating</th> <th>Count</th> <th>Percentage</th> </tr> </thead> <tbody> <tr> <td>1</td> <td>2</td> <td>2.7%</td> </tr> <tr> <td>2</td> <td>6</td> <td>8%</td> </tr> <tr> <td>3</td> <td>16</td> <td>21.3%</td> </tr> <tr> <td>4</td> <td>22</td> <td>29.3%</td> </tr> <tr> <td>5</td> <td>29</td> <td>38.7%</td> </tr> </tbody> </table>	Rating	Count	Percentage	1	2	2.7%	2	6	8%	3	16	21.3%	4	22	29.3%	5	29	38.7%
Rating	Count	Percentage																		
1	2	2.7%																		
2	6	8%																		
3	16	21.3%																		
4	22	29.3%																		
5	29	38.7%																		
<p>Teachers show respect for the students.</p>	<p>4.39</p>	<p>Teachers show respect for the students. (75 responses)</p> <table border="1"> <thead> <tr> <th>Rating</th> <th>Count</th> <th>Percentage</th> </tr> </thead> <tbody> <tr> <td>1</td> <td>1</td> <td>1.3%</td> </tr> <tr> <td>2</td> <td>4</td> <td>5.3%</td> </tr> <tr> <td>3</td> <td>5</td> <td>6.7%</td> </tr> <tr> <td>4</td> <td>20</td> <td>26.7%</td> </tr> <tr> <td>5</td> <td>45</td> <td>60%</td> </tr> </tbody> </table>	Rating	Count	Percentage	1	1	1.3%	2	4	5.3%	3	5	6.7%	4	20	26.7%	5	45	60%
Rating	Count	Percentage																		
1	1	1.3%																		
2	4	5.3%																		
3	5	6.7%																		
4	20	26.7%																		
5	45	60%																		
<p>Student show respect for other students.</p>	<p>3.79</p>	<p>Students show respect for other students. (75 responses)</p> <table border="1"> <thead> <tr> <th>Rating</th> <th>Count</th> <th>Percentage</th> </tr> </thead> <tbody> <tr> <td>1</td> <td>2</td> <td>2.7%</td> </tr> <tr> <td>2</td> <td>5</td> <td>6.7%</td> </tr> <tr> <td>3</td> <td>20</td> <td>26.7%</td> </tr> <tr> <td>4</td> <td>28</td> <td>37.3%</td> </tr> <tr> <td>5</td> <td>20</td> <td>26.7%</td> </tr> </tbody> </table>	Rating	Count	Percentage	1	2	2.7%	2	5	6.7%	3	20	26.7%	4	28	37.3%	5	20	26.7%
Rating	Count	Percentage																		
1	2	2.7%																		
2	5	6.7%																		
3	20	26.7%																		
4	28	37.3%																		
5	20	26.7%																		

<p>The school meets the social needs of the students.</p>	<p>4.12</p>	<p>The school meets the social needs of the students. (75 responses)</p>  <table border="1"> <thead> <tr> <th>Rating</th> <th>Count</th> <th>Percentage</th> </tr> </thead> <tbody> <tr> <td>1</td> <td>1</td> <td>1.3%</td> </tr> <tr> <td>2</td> <td>2</td> <td>2.7%</td> </tr> <tr> <td>3</td> <td>13</td> <td>17.3%</td> </tr> <tr> <td>4</td> <td>30</td> <td>40%</td> </tr> <tr> <td>5</td> <td>29</td> <td>38.7%</td> </tr> </tbody> </table>	Rating	Count	Percentage	1	1	1.3%	2	2	2.7%	3	13	17.3%	4	30	40%	5	29	38.7%
Rating	Count	Percentage																		
1	1	1.3%																		
2	2	2.7%																		
3	13	17.3%																		
4	30	40%																		
5	29	38.7%																		
<p>The school meets the academic needs of the students.</p>	<p>4.31</p>	<p>The school meets the academic needs of the students. (75 responses)</p>  <table border="1"> <thead> <tr> <th>Rating</th> <th>Count</th> <th>Percentage</th> </tr> </thead> <tbody> <tr> <td>1</td> <td>1</td> <td>1.3%</td> </tr> <tr> <td>2</td> <td>3</td> <td>4%</td> </tr> <tr> <td>3</td> <td>4</td> <td>5.3%</td> </tr> <tr> <td>4</td> <td>31</td> <td>41.3%</td> </tr> <tr> <td>5</td> <td>36</td> <td>48%</td> </tr> </tbody> </table>	Rating	Count	Percentage	1	1	1.3%	2	3	4%	3	4	5.3%	4	31	41.3%	5	36	48%
Rating	Count	Percentage																		
1	1	1.3%																		
2	3	4%																		
3	4	5.3%																		
4	31	41.3%																		
5	36	48%																		
<p>My child's classroom has an excellent learning environment.</p>	<p>4.51</p>	<p>My child's classroom has an excellent learning environment. (75 responses)</p>  <table border="1"> <thead> <tr> <th>Rating</th> <th>Count</th> <th>Percentage</th> </tr> </thead> <tbody> <tr> <td>1</td> <td>1</td> <td>1.3%</td> </tr> <tr> <td>2</td> <td>0</td> <td>0%</td> </tr> <tr> <td>3</td> <td>4</td> <td>5.3%</td> </tr> <tr> <td>4</td> <td>25</td> <td>33.3%</td> </tr> <tr> <td>5</td> <td>45</td> <td>60%</td> </tr> </tbody> </table>	Rating	Count	Percentage	1	1	1.3%	2	0	0%	3	4	5.3%	4	25	33.3%	5	45	60%
Rating	Count	Percentage																		
1	1	1.3%																		
2	0	0%																		
3	4	5.3%																		
4	25	33.3%																		
5	45	60%																		
<p>I like the school's report card/progress reports.</p>	<p>4.30</p>	<p>I like the school's report/progress reports. (74 responses)</p>  <table border="1"> <thead> <tr> <th>Rating</th> <th>Count</th> <th>Percentage</th> </tr> </thead> <tbody> <tr> <td>1</td> <td>2</td> <td>2.7%</td> </tr> <tr> <td>2</td> <td>2</td> <td>2.7%</td> </tr> <tr> <td>3</td> <td>8</td> <td>10.8%</td> </tr> <tr> <td>4</td> <td>22</td> <td>29.7%</td> </tr> <tr> <td>5</td> <td>40</td> <td>54.1%</td> </tr> </tbody> </table>	Rating	Count	Percentage	1	2	2.7%	2	2	2.7%	3	8	10.8%	4	22	29.7%	5	40	54.1%
Rating	Count	Percentage																		
1	2	2.7%																		
2	2	2.7%																		
3	8	10.8%																		
4	22	29.7%																		
5	40	54.1%																		

<p>The school principal is fair and effective.</p>	<p>4.48</p>	<p>The school principal is fair and effective. (75 responses)</p> <table border="1"> <thead> <tr> <th>Rating</th> <th>Count</th> <th>Percentage</th> </tr> </thead> <tbody> <tr> <td>1</td> <td>2</td> <td>2.7%</td> </tr> <tr> <td>2</td> <td>0</td> <td>0%</td> </tr> <tr> <td>3</td> <td>5</td> <td>6.7%</td> </tr> <tr> <td>4</td> <td>21</td> <td>28%</td> </tr> <tr> <td>5</td> <td>47</td> <td>62.7%</td> </tr> </tbody> </table>	Rating	Count	Percentage	1	2	2.7%	2	0	0%	3	5	6.7%	4	21	28%	5	47	62.7%
Rating	Count	Percentage																		
1	2	2.7%																		
2	0	0%																		
3	5	6.7%																		
4	21	28%																		
5	47	62.7%																		
<p>The school succeeds at preparing children for future work.</p>	<p>4.24</p>	<p>The school succeeds at preparing children for future work. (75 responses)</p> <table border="1"> <thead> <tr> <th>Rating</th> <th>Count</th> <th>Percentage</th> </tr> </thead> <tbody> <tr> <td>1</td> <td>1</td> <td>1.3%</td> </tr> <tr> <td>2</td> <td>3</td> <td>4%</td> </tr> <tr> <td>3</td> <td>7</td> <td>9.3%</td> </tr> <tr> <td>4</td> <td>30</td> <td>40%</td> </tr> <tr> <td>5</td> <td>34</td> <td>45.3%</td> </tr> </tbody> </table>	Rating	Count	Percentage	1	1	1.3%	2	3	4%	3	7	9.3%	4	30	40%	5	34	45.3%
Rating	Count	Percentage																		
1	1	1.3%																		
2	3	4%																		
3	7	9.3%																		
4	30	40%																		
5	34	45.3%																		
<p>The school's assessment practices are fair.</p>	<p>4.05</p>	<p>The school's assessment practices are fair. (75 responses)</p> <table border="1"> <thead> <tr> <th>Rating</th> <th>Count</th> <th>Percentage</th> </tr> </thead> <tbody> <tr> <td>1</td> <td>5</td> <td>6.7%</td> </tr> <tr> <td>2</td> <td>1</td> <td>1.3%</td> </tr> <tr> <td>3</td> <td>10</td> <td>13.3%</td> </tr> <tr> <td>4</td> <td>28</td> <td>37.3%</td> </tr> <tr> <td>5</td> <td>31</td> <td>41.3%</td> </tr> </tbody> </table>	Rating	Count	Percentage	1	5	6.7%	2	1	1.3%	3	10	13.3%	4	28	37.3%	5	31	41.3%
Rating	Count	Percentage																		
1	5	6.7%																		
2	1	1.3%																		
3	10	13.3%																		
4	28	37.3%																		
5	31	41.3%																		
<p>The school helps me to help my child learn at home.</p>	<p>3.97</p>	<p>The school helps me to help my child learn at home. (75 responses)</p> <table border="1"> <thead> <tr> <th>Rating</th> <th>Count</th> <th>Percentage</th> </tr> </thead> <tbody> <tr> <td>1</td> <td>4</td> <td>5.3%</td> </tr> <tr> <td>2</td> <td>5</td> <td>6.7%</td> </tr> <tr> <td>3</td> <td>9</td> <td>12%</td> </tr> <tr> <td>4</td> <td>28</td> <td>37.3%</td> </tr> <tr> <td>5</td> <td>29</td> <td>38.7%</td> </tr> </tbody> </table>	Rating	Count	Percentage	1	4	5.3%	2	5	6.7%	3	9	12%	4	28	37.3%	5	29	38.7%
Rating	Count	Percentage																		
1	4	5.3%																		
2	5	6.7%																		
3	9	12%																		
4	28	37.3%																		
5	29	38.7%																		

I support my child's learning at home.

4.83

I support my child's learning at home. (75 responses)

