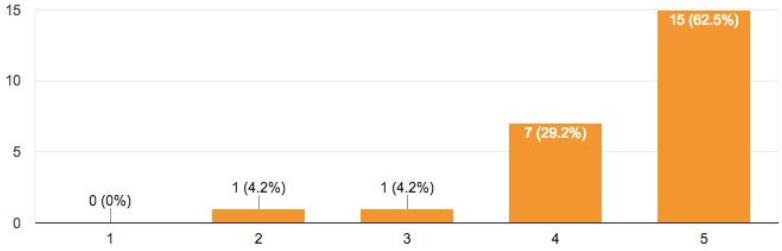
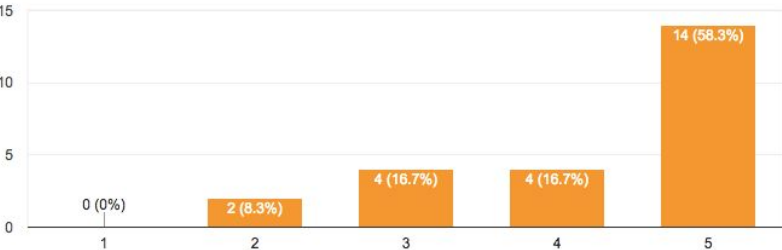
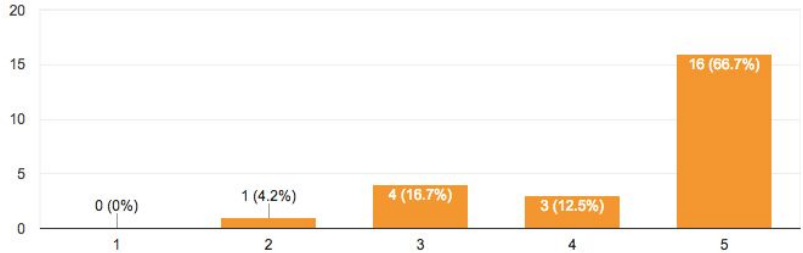
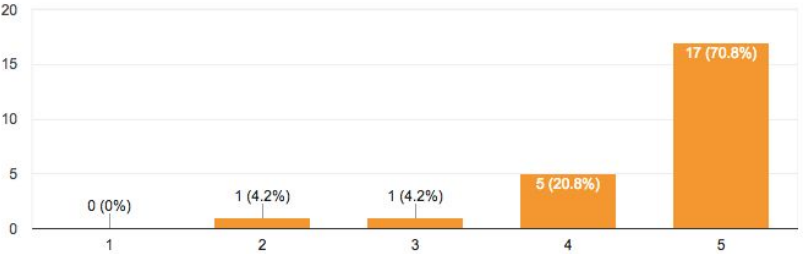
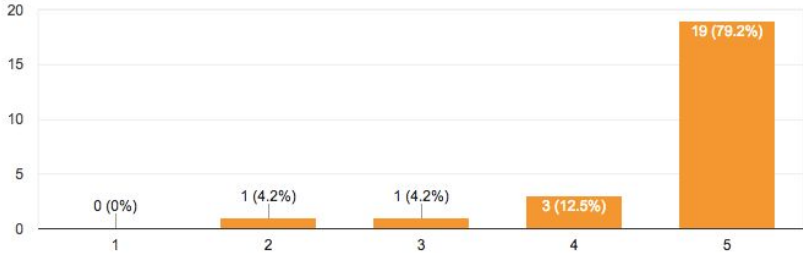
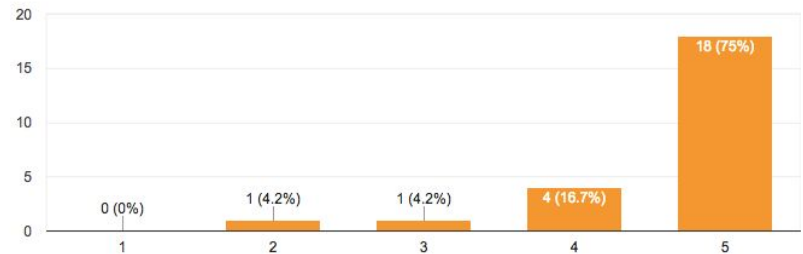



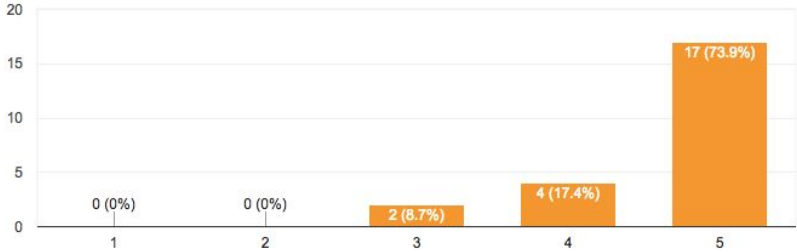

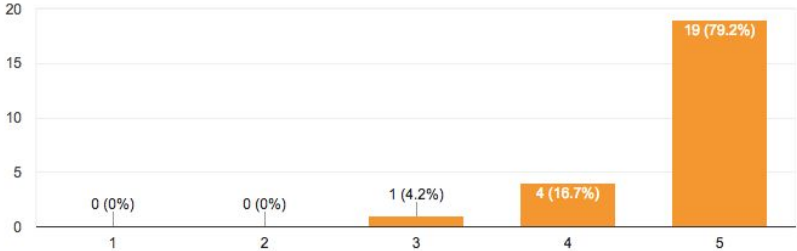
Foster Parent Survey	Overall Score 2016-2017 (N=75)	Overall Score 2017-2018 (N=24)	% that Agree/Strongly Agree with Statement 2017-2018	<p style="text-align: center;"><b>Response Breakdown 2017-2018</b></p> <p style="text-align: center;">1=Strongly Disagree 2=Disagree 3=Neutral 4=Agree 5=Strongly Agree</p>																		
I feel welcome at my child's school.	4.36	4.50	91.7%	<p style="text-align: center;"><b>I feel welcome at my child's school</b></p> <p style="text-align: center;">24 responses</p>  <table border="1" style="margin-left: auto; margin-right: auto;"> <thead> <tr> <th>Rating</th> <th>Count</th> <th>Percentage</th> </tr> </thead> <tbody> <tr> <td>1</td> <td>0</td> <td>0%</td> </tr> <tr> <td>2</td> <td>1</td> <td>4.2%</td> </tr> <tr> <td>3</td> <td>1</td> <td>4.2%</td> </tr> <tr> <td>4</td> <td>7</td> <td>29.2%</td> </tr> <tr> <td>5</td> <td>15</td> <td>62.5%</td> </tr> </tbody> </table>	Rating	Count	Percentage	1	0	0%	2	1	4.2%	3	1	4.2%	4	7	29.2%	5	15	62.5%
Rating	Count	Percentage																				
1	0	0%																				
2	1	4.2%																				
3	1	4.2%																				
4	7	29.2%																				
5	15	62.5%																				
I am informed about my child's progress.	4.25	4.25	75%	<p style="text-align: center;"><b>I am informed about my child's progress</b></p> <p style="text-align: center;">24 responses</p>  <table border="1" style="margin-left: auto; margin-right: auto;"> <thead> <tr> <th>Rating</th> <th>Count</th> <th>Percentage</th> </tr> </thead> <tbody> <tr> <td>1</td> <td>0</td> <td>0%</td> </tr> <tr> <td>2</td> <td>2</td> <td>8.3%</td> </tr> <tr> <td>3</td> <td>4</td> <td>16.7%</td> </tr> <tr> <td>4</td> <td>4</td> <td>16.7%</td> </tr> <tr> <td>5</td> <td>14</td> <td>58.3%</td> </tr> </tbody> </table>	Rating	Count	Percentage	1	0	0%	2	2	8.3%	3	4	16.7%	4	4	16.7%	5	14	58.3%
Rating	Count	Percentage																				
1	0	0%																				
2	2	8.3%																				
3	4	16.7%																				
4	4	16.7%																				
5	14	58.3%																				

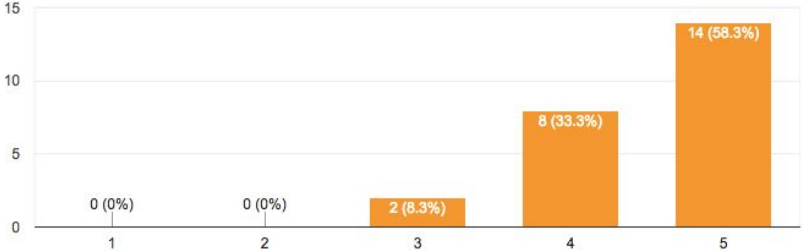
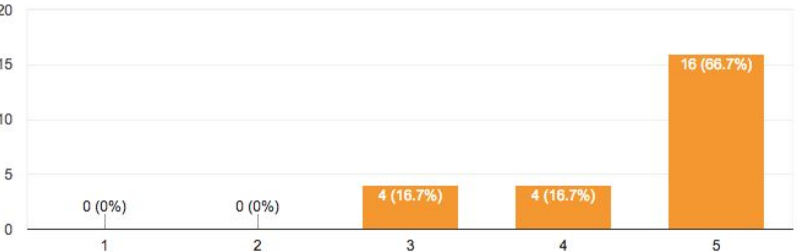
<p>I know what my child's teacher expects of my child.</p>	<p>NA</p>	<p>4.42</p>	<p>79.2%</p>	<p><b>I know what my child's teacher expects of my child</b></p> <p>24 responses</p>  <table border="1"> <thead> <tr> <th>Rating</th> <th>Count</th> <th>Percentage</th> </tr> </thead> <tbody> <tr> <td>1</td> <td>0</td> <td>0%</td> </tr> <tr> <td>2</td> <td>1</td> <td>4.2%</td> </tr> <tr> <td>3</td> <td>4</td> <td>16.7%</td> </tr> <tr> <td>4</td> <td>3</td> <td>12.5%</td> </tr> <tr> <td>5</td> <td>16</td> <td>66.7%</td> </tr> </tbody> </table>	Rating	Count	Percentage	1	0	0%	2	1	4.2%	3	4	16.7%	4	3	12.5%	5	16	66.7%
Rating	Count	Percentage																				
1	0	0%																				
2	1	4.2%																				
3	4	16.7%																				
4	3	12.5%																				
5	16	66.7%																				
<p>My child safe at school.</p>	<p>4.35</p>	<p>4.58</p>	<p>91.6%</p>	<p><b>My child is safe at school</b></p> <p>24 responses</p>  <table border="1"> <thead> <tr> <th>Rating</th> <th>Count</th> <th>Percentage</th> </tr> </thead> <tbody> <tr> <td>1</td> <td>0</td> <td>0%</td> </tr> <tr> <td>2</td> <td>1</td> <td>4.2%</td> </tr> <tr> <td>3</td> <td>1</td> <td>4.2%</td> </tr> <tr> <td>4</td> <td>5</td> <td>20.8%</td> </tr> <tr> <td>5</td> <td>17</td> <td>70.8%</td> </tr> </tbody> </table>	Rating	Count	Percentage	1	0	0%	2	1	4.2%	3	1	4.2%	4	5	20.8%	5	17	70.8%
Rating	Count	Percentage																				
1	0	0%																				
2	1	4.2%																				
3	1	4.2%																				
4	5	20.8%																				
5	17	70.8%																				

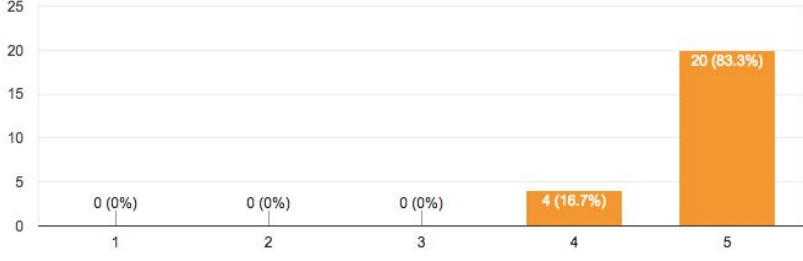
<p>My child is safe going to and from school.</p>	<p>NA</p>	<p>4.67</p>	<p>91.7%</p>	<p><b>My child is safe going to and from school</b></p> <p>24 responses</p>  <table border="1"> <thead> <tr> <th>Rating</th> <th>Count</th> <th>Percentage</th> </tr> </thead> <tbody> <tr> <td>1</td> <td>0</td> <td>0%</td> </tr> <tr> <td>2</td> <td>1</td> <td>4.2%</td> </tr> <tr> <td>3</td> <td>1</td> <td>4.2%</td> </tr> <tr> <td>4</td> <td>3</td> <td>12.5%</td> </tr> <tr> <td>5</td> <td>19</td> <td>79.2%</td> </tr> </tbody> </table>	Rating	Count	Percentage	1	0	0%	2	1	4.2%	3	1	4.2%	4	3	12.5%	5	19	79.2%
Rating	Count	Percentage																				
1	0	0%																				
2	1	4.2%																				
3	1	4.2%																				
4	3	12.5%																				
5	19	79.2%																				
<p>There is adequate supervision during school.</p>	<p>4.25</p>	<p>4.63</p>	<p>91.7%</p>	<p><b>There is adequate supervision during school</b></p> <p>24 responses</p>  <table border="1"> <thead> <tr> <th>Rating</th> <th>Count</th> <th>Percentage</th> </tr> </thead> <tbody> <tr> <td>1</td> <td>0</td> <td>0%</td> </tr> <tr> <td>2</td> <td>1</td> <td>4.2%</td> </tr> <tr> <td>3</td> <td>1</td> <td>4.2%</td> </tr> <tr> <td>4</td> <td>4</td> <td>16.7%</td> </tr> <tr> <td>5</td> <td>18</td> <td>75%</td> </tr> </tbody> </table>	Rating	Count	Percentage	1	0	0%	2	1	4.2%	3	1	4.2%	4	4	16.7%	5	18	75%
Rating	Count	Percentage																				
1	0	0%																				
2	1	4.2%																				
3	1	4.2%																				
4	4	16.7%																				
5	18	75%																				

<p>There is adequate supervision before and after school.</p>	<p>3.93</p>	<p>4.58</p>	<p>87.5%</p>	<p><b>There is adequate supervision before and after school</b></p> <p>24 responses</p> <table border="1"> <thead> <tr> <th>Rating</th> <th>Count</th> <th>Percentage</th> </tr> </thead> <tbody> <tr> <td>1</td> <td>0</td> <td>0%</td> </tr> <tr> <td>2</td> <td>1</td> <td>4.2%</td> </tr> <tr> <td>3</td> <td>2</td> <td>8.3%</td> </tr> <tr> <td>4</td> <td>3</td> <td>12.5%</td> </tr> <tr> <td>5</td> <td>18</td> <td>75%</td> </tr> </tbody> </table>	Rating	Count	Percentage	1	0	0%	2	1	4.2%	3	2	8.3%	4	3	12.5%	5	18	75%
Rating	Count	Percentage																				
1	0	0%																				
2	1	4.2%																				
3	2	8.3%																				
4	3	12.5%																				
5	18	75%																				
<p>Teachers show respect for the students.</p>	<p>4.39</p>	<p>4.75</p>	<p>95.8%</p>	<p><b>Teachers show respect for the students</b></p> <p>24 responses</p> <table border="1"> <thead> <tr> <th>Rating</th> <th>Count</th> <th>Percentage</th> </tr> </thead> <tbody> <tr> <td>1</td> <td>0</td> <td>0%</td> </tr> <tr> <td>2</td> <td>1</td> <td>4.2%</td> </tr> <tr> <td>3</td> <td>0</td> <td>0%</td> </tr> <tr> <td>4</td> <td>3</td> <td>12.5%</td> </tr> <tr> <td>5</td> <td>20</td> <td>83.3%</td> </tr> </tbody> </table>	Rating	Count	Percentage	1	0	0%	2	1	4.2%	3	0	0%	4	3	12.5%	5	20	83.3%
Rating	Count	Percentage																				
1	0	0%																				
2	1	4.2%																				
3	0	0%																				
4	3	12.5%																				
5	20	83.3%																				

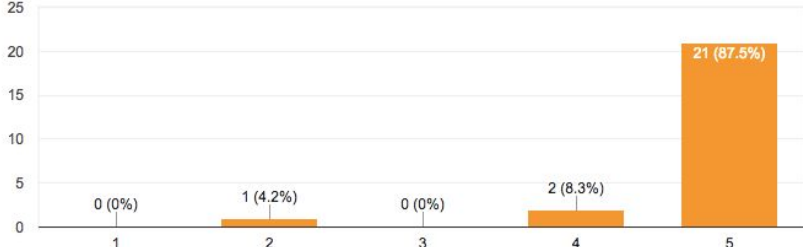
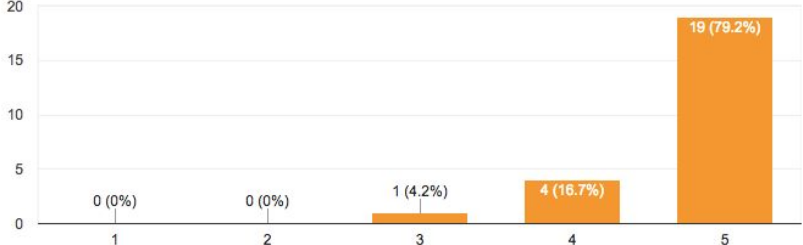
<p>Student show respect for other students.</p>	<p>3.79</p>	<p>4.29</p>	<p>83.3%</p>	<p><b>Students show respect for other students</b></p> <p>24 responses</p> <table border="1"> <thead> <tr> <th>Rating</th> <th>Count</th> <th>Percentage</th> </tr> </thead> <tbody> <tr> <td>1</td> <td>0</td> <td>0%</td> </tr> <tr> <td>2</td> <td>1</td> <td>4.2%</td> </tr> <tr> <td>3</td> <td>3</td> <td>12.5%</td> </tr> <tr> <td>4</td> <td>8</td> <td>33.3%</td> </tr> <tr> <td>5</td> <td>12</td> <td>50%</td> </tr> </tbody> </table>	Rating	Count	Percentage	1	0	0%	2	1	4.2%	3	3	12.5%	4	8	33.3%	5	12	50%
Rating	Count	Percentage																				
1	0	0%																				
2	1	4.2%																				
3	3	12.5%																				
4	8	33.3%																				
5	12	50%																				
<p>The school meets the social needs of the students.</p>	<p>4.12</p>	<p>4.58</p>	<p>91.6%</p>	<p><b>The school meets the social needs of the students</b></p> <p>24 responses</p> <table border="1"> <thead> <tr> <th>Rating</th> <th>Count</th> <th>Percentage</th> </tr> </thead> <tbody> <tr> <td>1</td> <td>0</td> <td>0%</td> </tr> <tr> <td>2</td> <td>1</td> <td>4.2%</td> </tr> <tr> <td>3</td> <td>1</td> <td>4.2%</td> </tr> <tr> <td>4</td> <td>5</td> <td>20.8%</td> </tr> <tr> <td>5</td> <td>17</td> <td>70.8%</td> </tr> </tbody> </table>	Rating	Count	Percentage	1	0	0%	2	1	4.2%	3	1	4.2%	4	5	20.8%	5	17	70.8%
Rating	Count	Percentage																				
1	0	0%																				
2	1	4.2%																				
3	1	4.2%																				
4	5	20.8%																				
5	17	70.8%																				

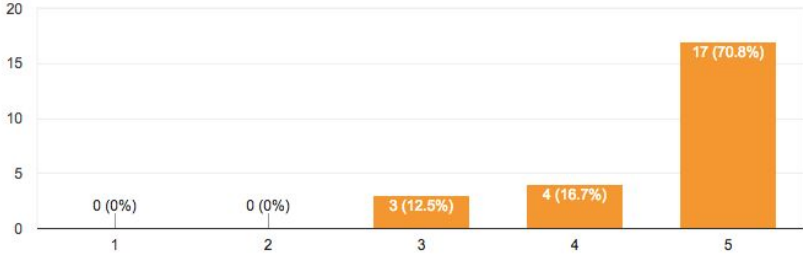
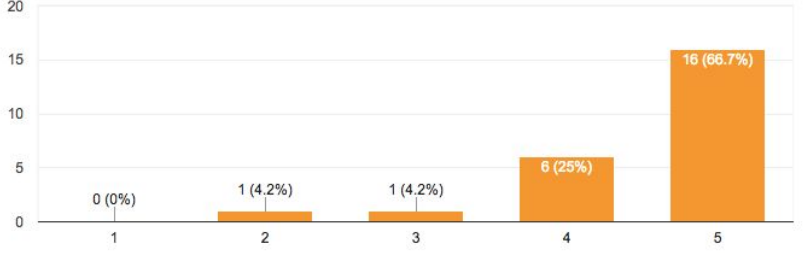
<p>The school meets the academic needs of the students.</p>	<p>4.31</p>	<p>4.65</p>	<p>91.3%</p>	<p><b>The school meets the academic needs of the students</b> </p> <p>23 responses</p>  <table border="1"> <thead> <tr> <th>Rating</th> <th>Count</th> <th>Percentage</th> </tr> </thead> <tbody> <tr> <td>1</td> <td>0</td> <td>0%</td> </tr> <tr> <td>2</td> <td>0</td> <td>0%</td> </tr> <tr> <td>3</td> <td>2</td> <td>8.7%</td> </tr> <tr> <td>4</td> <td>4</td> <td>17.4%</td> </tr> <tr> <td>5</td> <td>17</td> <td>73.9%</td> </tr> </tbody> </table>	Rating	Count	Percentage	1	0	0%	2	0	0%	3	2	8.7%	4	4	17.4%	5	17	73.9%
Rating	Count	Percentage																				
1	0	0%																				
2	0	0%																				
3	2	8.7%																				
4	4	17.4%																				
5	17	73.9%																				
<p>The school expects quality work of its students.</p>	<p>NA</p>	<p>4.75</p>	<p>95.9%</p>	<p><b>The school expects quality work of its students</b> </p> <p>24 responses</p>  <table border="1"> <thead> <tr> <th>Rating</th> <th>Count</th> <th>Percentage</th> </tr> </thead> <tbody> <tr> <td>1</td> <td>0</td> <td>0%</td> </tr> <tr> <td>2</td> <td>0</td> <td>0%</td> </tr> <tr> <td>3</td> <td>1</td> <td>4.2%</td> </tr> <tr> <td>4</td> <td>4</td> <td>16.7%</td> </tr> <tr> <td>5</td> <td>19</td> <td>79.2%</td> </tr> </tbody> </table>	Rating	Count	Percentage	1	0	0%	2	0	0%	3	1	4.2%	4	4	16.7%	5	19	79.2%
Rating	Count	Percentage																				
1	0	0%																				
2	0	0%																				
3	1	4.2%																				
4	4	16.7%																				
5	19	79.2%																				

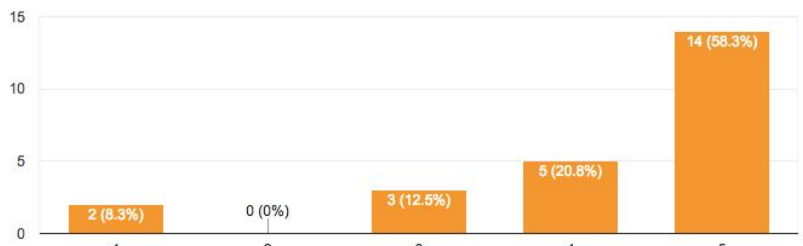
<p>My child's classroom has an excellent learning environment.</p>	<p>4.51</p>	<p>4.50</p>	<p>91.6%</p>	<p><b>The school has an excellent learning environment</b></p> <p>24 responses</p>  <table border="1"> <thead> <tr> <th>Rating</th> <th>Count</th> <th>Percentage</th> </tr> </thead> <tbody> <tr> <td>1</td> <td>0</td> <td>0%</td> </tr> <tr> <td>2</td> <td>0</td> <td>0%</td> </tr> <tr> <td>3</td> <td>2</td> <td>8.3%</td> </tr> <tr> <td>4</td> <td>8</td> <td>33.3%</td> </tr> <tr> <td>5</td> <td>14</td> <td>58.3%</td> </tr> </tbody> </table>	Rating	Count	Percentage	1	0	0%	2	0	0%	3	2	8.3%	4	8	33.3%	5	14	58.3%
Rating	Count	Percentage																				
1	0	0%																				
2	0	0%																				
3	2	8.3%																				
4	8	33.3%																				
5	14	58.3%																				
<p>I know how well my child is progressing in school.</p>	<p>NA</p>	<p>4.50</p>	<p>83.4%</p>	<p><b>I know how well my child is progressing in school</b></p> <p>24 responses</p>  <table border="1"> <thead> <tr> <th>Rating</th> <th>Count</th> <th>Percentage</th> </tr> </thead> <tbody> <tr> <td>1</td> <td>0</td> <td>0%</td> </tr> <tr> <td>2</td> <td>0</td> <td>0%</td> </tr> <tr> <td>3</td> <td>4</td> <td>16.7%</td> </tr> <tr> <td>4</td> <td>4</td> <td>16.7%</td> </tr> <tr> <td>5</td> <td>16</td> <td>66.7%</td> </tr> </tbody> </table>	Rating	Count	Percentage	1	0	0%	2	0	0%	3	4	16.7%	4	4	16.7%	5	16	66.7%
Rating	Count	Percentage																				
1	0	0%																				
2	0	0%																				
3	4	16.7%																				
4	4	16.7%																				
5	16	66.7%																				

<p>I like the school's report card/progress reports.</p>	<p>4.30</p>	<p>4.63</p>	<p>95.9%</p>	<p><b>I like the school's report cards/progress report</b></p> <p>24 responses</p>  <table border="1"> <thead> <tr> <th>Rating</th> <th>Count</th> <th>Percentage</th> </tr> </thead> <tbody> <tr> <td>1</td> <td>0</td> <td>0%</td> </tr> <tr> <td>2</td> <td>0</td> <td>0%</td> </tr> <tr> <td>3</td> <td>1</td> <td>4.2%</td> </tr> <tr> <td>4</td> <td>7</td> <td>29.2%</td> </tr> <tr> <td>5</td> <td>16</td> <td>66.7%</td> </tr> </tbody> </table>	Rating	Count	Percentage	1	0	0%	2	0	0%	3	1	4.2%	4	7	29.2%	5	16	66.7%
Rating	Count	Percentage																				
1	0	0%																				
2	0	0%																				
3	1	4.2%																				
4	7	29.2%																				
5	16	66.7%																				
<p>I respect the school's teachers.</p>	<p>NA</p>	<p>4.83</p>	<p>100%</p>	<p><b>I respect the school's teachers</b></p> <p>24 responses</p>  <table border="1"> <thead> <tr> <th>Rating</th> <th>Count</th> <th>Percentage</th> </tr> </thead> <tbody> <tr> <td>1</td> <td>0</td> <td>0%</td> </tr> <tr> <td>2</td> <td>0</td> <td>0%</td> </tr> <tr> <td>3</td> <td>0</td> <td>0%</td> </tr> <tr> <td>4</td> <td>4</td> <td>16.7%</td> </tr> <tr> <td>5</td> <td>20</td> <td>83.3%</td> </tr> </tbody> </table>	Rating	Count	Percentage	1	0	0%	2	0	0%	3	0	0%	4	4	16.7%	5	20	83.3%
Rating	Count	Percentage																				
1	0	0%																				
2	0	0%																				
3	0	0%																				
4	4	16.7%																				
5	20	83.3%																				



I respect the school's principal.	NA	4.79	95.8%	<p><b>I respect the school's principal</b></p> <p>24 responses</p>  <table border="1"> <thead> <tr> <th>Rating</th> <th>Count</th> <th>Percentage</th> </tr> </thead> <tbody> <tr> <td>1</td> <td>1</td> <td>4.2%</td> </tr> <tr> <td>2</td> <td>2</td> <td>8.3%</td> </tr> <tr> <td>3</td> <td>0</td> <td>0%</td> </tr> <tr> <td>4</td> <td>2</td> <td>8.3%</td> </tr> <tr> <td>5</td> <td>21</td> <td>87.5%</td> </tr> </tbody> </table>	Rating	Count	Percentage	1	1	4.2%	2	2	8.3%	3	0	0%	4	2	8.3%	5	21	87.5%
Rating	Count	Percentage																				
1	1	4.2%																				
2	2	8.3%																				
3	0	0%																				
4	2	8.3%																				
5	21	87.5%																				
Overall, the school performs well academically.	NA	4.75	95.9%	<p><b>Overall, the school performs well academically</b></p> <p>24 responses</p>  <table border="1"> <thead> <tr> <th>Rating</th> <th>Count</th> <th>Percentage</th> </tr> </thead> <tbody> <tr> <td>1</td> <td>0</td> <td>0%</td> </tr> <tr> <td>2</td> <td>0</td> <td>0%</td> </tr> <tr> <td>3</td> <td>1</td> <td>4.2%</td> </tr> <tr> <td>4</td> <td>4</td> <td>16.7%</td> </tr> <tr> <td>5</td> <td>19</td> <td>79.2%</td> </tr> </tbody> </table>	Rating	Count	Percentage	1	0	0%	2	0	0%	3	1	4.2%	4	4	16.7%	5	19	79.2%
Rating	Count	Percentage																				
1	0	0%																				
2	0	0%																				
3	1	4.2%																				
4	4	16.7%																				
5	19	79.2%																				
The school principal is fair and effective.	4.48	NA	NA	Not Available																		

<p>The school succeeds at preparing children for future work.</p>	<p>4.24</p>	<p>4.58</p>	<p>87.5%</p>	<p><b>The school succeeds at preparing children for future work</b></p> <p>24 responses</p>  <table border="1"> <thead> <tr> <th>Rating</th> <th>Count</th> <th>Percentage</th> </tr> </thead> <tbody> <tr> <td>1</td> <td>0</td> <td>0%</td> </tr> <tr> <td>2</td> <td>0</td> <td>0%</td> </tr> <tr> <td>3</td> <td>3</td> <td>12.5%</td> </tr> <tr> <td>4</td> <td>4</td> <td>16.7%</td> </tr> <tr> <td>5</td> <td>17</td> <td>70.8%</td> </tr> </tbody> </table>	Rating	Count	Percentage	1	0	0%	2	0	0%	3	3	12.5%	4	4	16.7%	5	17	70.8%
Rating	Count	Percentage																				
1	0	0%																				
2	0	0%																				
3	3	12.5%																				
4	4	16.7%																				
5	17	70.8%																				
<p>The school has a good public image.</p>	<p>NA</p>	<p>4.54</p>	<p>91.7%</p>	<p><b>The school has a good public image</b></p> <p>24 responses</p>  <table border="1"> <thead> <tr> <th>Rating</th> <th>Count</th> <th>Percentage</th> </tr> </thead> <tbody> <tr> <td>1</td> <td>0</td> <td>0%</td> </tr> <tr> <td>2</td> <td>1</td> <td>4.2%</td> </tr> <tr> <td>3</td> <td>1</td> <td>4.2%</td> </tr> <tr> <td>4</td> <td>6</td> <td>25%</td> </tr> <tr> <td>5</td> <td>16</td> <td>66.7%</td> </tr> </tbody> </table>	Rating	Count	Percentage	1	0	0%	2	1	4.2%	3	1	4.2%	4	6	25%	5	16	66.7%
Rating	Count	Percentage																				
1	0	0%																				
2	1	4.2%																				
3	1	4.2%																				
4	6	25%																				
5	16	66.7%																				

<p>The school's assessment practices are fair.</p>	<p>4.05</p>	<p>4.5</p>	<p>95.8%</p>	<p><b>The school's assessment practices are fair</b> <span style="float: right;">📄</span></p> <p>24 responses</p>  <table border="1" data-bbox="1081 332 1879 576"> <thead> <tr> <th>Rating</th> <th>Count</th> <th>Percentage</th> </tr> </thead> <tbody> <tr> <td>1</td> <td>0</td> <td>0%</td> </tr> <tr> <td>2</td> <td>1</td> <td>4.2%</td> </tr> <tr> <td>3</td> <td>0</td> <td>0%</td> </tr> <tr> <td>4</td> <td>9</td> <td>37.5%</td> </tr> <tr> <td>5</td> <td>14</td> <td>58.3%</td> </tr> </tbody> </table>	Rating	Count	Percentage	1	0	0%	2	1	4.2%	3	0	0%	4	9	37.5%	5	14	58.3%
Rating	Count	Percentage																				
1	0	0%																				
2	1	4.2%																				
3	0	0%																				
4	9	37.5%																				
5	14	58.3%																				
<p>The school helps me to help my child learn at home.</p>	<p>3.97</p>	<p>NA</p>	<p>NA</p>	<p>Not Available</p>																		
<p>My child's teacher helps me to help my child learn at home.</p>	<p>NA</p>	<p>4.21</p>	<p>79.1%</p>	<p><b>My child's teacher helps me to help my child learn at home</b> <span style="float: right;">📄</span></p> <p>24 responses</p>  <table border="1" data-bbox="1081 917 1879 1161"> <thead> <tr> <th>Rating</th> <th>Count</th> <th>Percentage</th> </tr> </thead> <tbody> <tr> <td>1</td> <td>2</td> <td>8.3%</td> </tr> <tr> <td>2</td> <td>0</td> <td>0%</td> </tr> <tr> <td>3</td> <td>3</td> <td>12.5%</td> </tr> <tr> <td>4</td> <td>5</td> <td>20.8%</td> </tr> <tr> <td>5</td> <td>14</td> <td>58.3%</td> </tr> </tbody> </table>	Rating	Count	Percentage	1	2	8.3%	2	0	0%	3	3	12.5%	4	5	20.8%	5	14	58.3%
Rating	Count	Percentage																				
1	2	8.3%																				
2	0	0%																				
3	3	12.5%																				
4	5	20.8%																				
5	14	58.3%																				

<p>I support my child's learning at home.</p>	<p>4.83</p>	<p>4.83</p>	<p>100%</p>	<p><b>I support my child's learning at home</b></p> <p>24 responses</p> <table border="1"> <thead> <tr> <th>Rating</th> <th>Count</th> <th>Percentage</th> </tr> </thead> <tbody> <tr> <td>1</td> <td>0</td> <td>0%</td> </tr> <tr> <td>2</td> <td>0</td> <td>0%</td> </tr> <tr> <td>3</td> <td>0</td> <td>0%</td> </tr> <tr> <td>4</td> <td>4</td> <td>16.7%</td> </tr> <tr> <td>5</td> <td>20</td> <td>83.3%</td> </tr> </tbody> </table>	Rating	Count	Percentage	1	0	0%	2	0	0%	3	0	0%	4	4	16.7%	5	20	83.3%
Rating	Count	Percentage																				
1	0	0%																				
2	0	0%																				
3	0	0%																				
4	4	16.7%																				
5	20	83.3%																				
<p>I feel good about myself as a parent.</p>	<p>NA</p>	<p>4.79</p>	<p>100%</p>	<p><b>I feel good about myself as a parent</b></p> <p>24 responses</p> <table border="1"> <thead> <tr> <th>Rating</th> <th>Count</th> <th>Percentage</th> </tr> </thead> <tbody> <tr> <td>1</td> <td>0</td> <td>0%</td> </tr> <tr> <td>2</td> <td>0</td> <td>0%</td> </tr> <tr> <td>3</td> <td>0</td> <td>0%</td> </tr> <tr> <td>4</td> <td>5</td> <td>20.8%</td> </tr> <tr> <td>5</td> <td>19</td> <td>79.2%</td> </tr> </tbody> </table>	Rating	Count	Percentage	1	0	0%	2	0	0%	3	0	0%	4	5	20.8%	5	19	79.2%
Rating	Count	Percentage																				
1	0	0%																				
2	0	0%																				
3	0	0%																				
4	5	20.8%																				
5	19	79.2%																				